

Key Investor Information

This document provides you with key investor information about this fund. It is not marketing material. The information is required by law to help you understand the nature and the risks of investing in this fund. You are advised to read it so you can make an informed decision about whether to invest.

Aberdeen Sterling Money Market Fund I Acc (ISIN GB00B1C42332) **Aberdeen Sterling Money Market Fund I Inc (ISIN GB00B1C42449)**

A sub-fund of Aberdeen Investment Funds ICVC. Aberdeen Standard Fund Managers Limited is the Authorised Corporate Director that manages the Fund.

Objectives and investment policy

Objective: To generate income and preserve the value of the shareholder's investment over the short term (income and capital preservation).

Investment policy: The Fund invests 80% or more of its total net assets in cash deposits and other similar investment types. The Fund may be suitable for investors comfortable with a relatively low level of risk, but less security than a deposit account with a bank. The Fund may deliver a lower return than a higher risk Fund. Your capital is not guaranteed.

Derivatives: The Fund may use derivatives for efficient portfolio management, which includes reducing exposure to various investment risks (hedging).

Benchmark: The Fund is actively managed within its investment objective and policy, and is not limited by any benchmark.

If you invest in income shares, income from investments in the Fund will be paid out to you. If you invest in accumulation shares, income will be added to the value of your shares.

Recommendation: This Fund may be appropriate for investors with an investment time horizon of less than one year.

You can normally submit instructions to buy and sell shares in the Fund, between 9am and 5pm, on any day which is a working day in London. However, please see aberdeenstandard.com for details of any non-dealing days.


Further information about the Fund can be found in the Prospectus.

Risk and reward profile

The Risk and Reward Indicator table demonstrates where the Fund ranks in terms of its potential risk and reward. The higher the rank the greater the potential reward but the greater the risk of losing money. It is based on past data, may change over time and may not be a reliable indication of the future risk profile of the Fund. The shaded area in the table below shows the Fund's ranking on the Risk and Reward Indicator.

Typically lower rewards,
lower risk

Typically higher rewards,
higher risk



- This Fund is ranked at 1 because funds of this type have experienced very low rises and falls in value in the past.
- Please note that even the lowest risk class can lose you money and that extreme market circumstances can mean you suffer severe losses in all cases. The value of investments and the income from them can go down as well as up and investors may get back less than the amount invested.
- A full list of risks applicable to this Fund can be found in the Prospectus.

Charges

The charges you pay are used to pay the costs of running the Fund, including the costs of marketing and distributing it. These charges reduce the potential growth of your investment.

One-off charges taken before or after you invest

Entry charge	0.00%
Exit charge	0.00%

These are the maximum charges that we might take out of your money before it is invested and before we pay out the sale proceeds of your investment. In some cases, you might pay less and you should speak to your financial adviser about this.

Charges taken from the Fund over a year

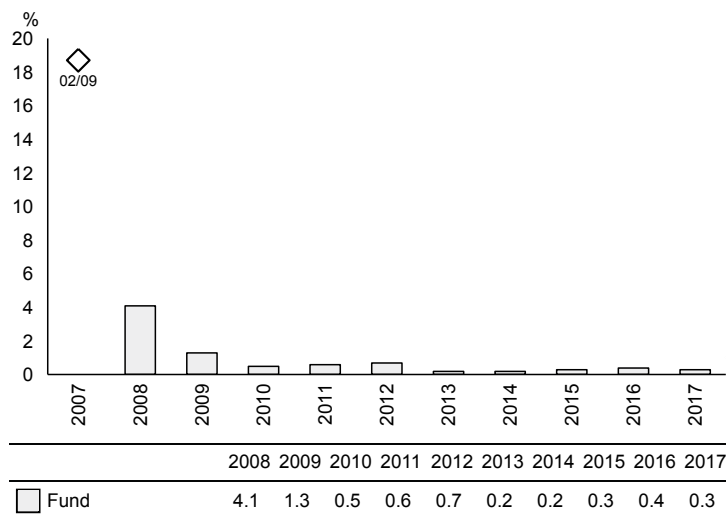
Ongoing charges	0.15%
-----------------	-------

Charges taken from the Fund under specific conditions

Performance fee	NIL
-----------------	-----

- The Ongoing Charges figure is an estimate based on the last year's expenses and may vary from year to year. It excludes the costs of buying or selling assets for the Fund. An estimate is used in order to provide the figure that will most likely be charged.
- Where the Fund invests in an open-ended collective investment scheme which is operated or managed by the ACD/the Manager or an associate of the ACD/the Manager, no additional annual management charge will be incurred by the Fund on such an investment.
- The annual report for each financial year will include detail on the exact charges made.
- The Ongoing Charge figure is as at 31/07/18.
- Further information on the charges can be found in the Prospectus.

Past performance



Source: FE 2018

- You should be aware that past performance is not a guide to future performance.
- Fund launch date: 13/08/1990.
- Share/unit class launch date: 03/09/2007.
- Performance is calculated in GBP.
- ♦ Past performance until this date includes some simulated data or data for another share/unit class with similar characteristics.
- Performance, which is based on Accumulation share class, is net of charges (excluding entry charge) and net of tax.
- The fund does not have an index-tracking objective.

Practical information

- This document describes only one share class and other share classes are available. Information on how to buy, sell and switch shares is available by contacting us (see below).
- Detailed information about the Fund, including its Prospectus, latest Annual and Half-Yearly reports and current share prices is available at aberdeenstandard.com. Alternatively, please contact Aberdeen Standard Fund Managers Limited, PO BOX 12233, Chelmsford, Essex CM99 2EE. Telephone: 0345 113 6966. Email: customer.services@aberdeenstandard.com. The documents are available in English only.
- Aberdeen Investment Funds ICVC offers a range of funds with diversified investment objectives. The Prospectus, Annual and Half-Yearly reports cover all the funds within Aberdeen Investment Funds ICVC. In the unlikely event of one fund having debts, the assets of the other funds may not be used to settle these.
- The Fund's Authorised Corporate Director is Aberdeen Standard Fund Managers Limited.
- The depositary of the Fund is Citibank Europe plc, acting through its UK Branch.
- The tax legislation of the United Kingdom may have an impact on your personal tax position.
- Aberdeen Standard Fund Managers Limited may be held liable solely on the basis of any statement contained in this document that is misleading, inaccurate or inconsistent with the relevant parts of the prospectus for the Fund.
- Details of an up-to-date UCITS V Remuneration Policy Statement, including but not limited to, a description of how remuneration and benefits are calculated, and the identities of persons responsible for awarding remuneration and benefits, including the composition of the Remuneration Committee, are available at aberdeenstandard.com and a paper copy will be made available free of charge on request to the Authorised Corporate Director.

Key Investor Information

This document provides you with key investor information about this fund. It is not marketing material. The information is required by law to help you understand the nature and the risks of investing in this fund. You are advised to read it so you can make an informed decision about whether to invest.

Fidelity Extra Income Fund

a sub-fund of Fidelity Investment Funds

Y Income Shares (ISIN: GB00B469P257)

This fund is managed by FIL Investment Services (UK) Limited

Objectives and Investment Policy

- Aims to achieve a relatively high level of income.
- Obtains exposure primarily to a combination of UK corporate and government bonds and other fixed income and money market securities, preference shares and convertibles.
- Investments may be made in relation to bonds issued in currencies other than the fund's denominated currency. Exposure to currencies may be hedged, for example with currency forward contracts.
- Can invest in relation to bonds issued by governments, companies and other bodies.
- The fund may make use of derivatives which are consistent with achieving the fund's objective. This may result in "leverage" by which we mean a level of exposure which could expose the fund to the potential of greater gains or losses than would otherwise be the case.
- The fund has discretion in its choices of investments within its objectives and policies.
- Income is reinvested in additional shares or paid to shareholders on request.
- Shares can usually be bought and sold each business day of the fund.
- This fund may not be appropriate for investors who plan to sell their shares in the fund within 5 years. Investment in the fund should be regarded as a long-term investment.

Risk and Reward Profile



- The risk category was calculated using historical performance data.
- The risk category may not be a reliable indication of the future risk profile of the fund, is not guaranteed and may change over time.
- The lowest category does not mean a "risk free" investment.
- The risk and reward profile is classified by the level of historical fluctuation of the Net Asset Values of the share class, and within this classification, categories 1-2 indicate a low level of historical fluctuations, 3-5 a medium level and 6-7 a high level.
- The value of your investment may fall as well as rise and you may get back less than you originally invested.
- Movements in currency exchange rates can adversely affect the return of your investment. The currency hedging may be used to minimise the effect of this but may not always be successful.
- The use of financial derivative instruments may result in increased gains or losses within the fund.
- There is a risk that the issuers of bonds may not be able to repay the money they have borrowed or make interest payments. While we seek to mitigate this, the fund may be exposed to the risk of financial loss if it invests into an instrument issued by an entity that subsequently defaults on its borrowings. Losses may also be realised if an entity that the fund is exposed to ceases to make interest payments over a period of time or indefinitely. Bond prices have an inverse relationship with interest rates such that when interest rates rise, bonds may fall in value. Rising interest rates may cause the value of your investment to fall.
- The fund may be exposed to the risk of financial loss if a counterparty used for derivative instruments subsequently defaults.

Charges for this fund (ISIN: GB00B469P257)

The charges you pay are used to pay the costs of running the fund, including the costs of marketing and distributing it. These charges reduce the potential growth of your investment.

One-off charges taken before or after you invest

Entry charge N/A

Exit charge N/A

This is the maximum that might be taken out of your money before it is invested or before the proceeds of your investment are paid out.

Charges taken from the fund over a year

Ongoing charges 0.77%

Charges taken from the fund under certain specific conditions

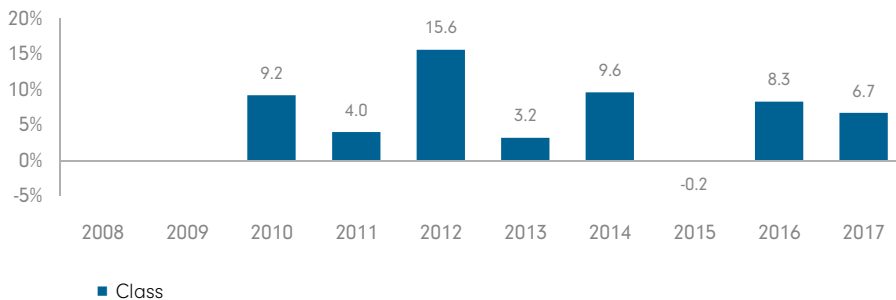
Performance fee N/A

The entry and exit charges shown are maximum figures. In some cases you might pay less - you can find this out from your financial adviser / distributor. The ongoing charges figure is based on expenses for the year ending 28/02/2018. This figure may vary from year to year. It excludes:

- performance fees (where applicable);
- portfolio transaction costs, except in the case of an entry/exit charge paid by the fund when buying or selling units in another collective investment undertaking.

For more information about charges, including the possibility that swing pricing may apply, please consult the most recent Prospectus.

Past Performance



Past performance is not a guide to future performance results.

If any, the past performance shown takes into account the ongoing charges with exception of any applicable entry/exit charges. The fund was launched on 25/02/1999. This class was launched on 05/10/2009. Past performance has been calculated in GBP.

If applicable, events in the fund's life which may have affected the performance history are highlighted as an ¹* in the chart, which may include changes to the fund's objective and details of such events can be found on our website or by requesting it from your appointed representative or your usual Fidelity contact. If applicable, the Investment Objective section shall refer to a benchmark and information on previous benchmarks may be found in the Annual Report and Accounts.

Practical Information

- The depositary is J.P.Morgan Europe Limited.
- For more information, please consult the Prospectus and latest Reports and Accounts which can be obtained free of charge in English and other main languages from the Fund Manager, the distributors or online at any time.
- Details of the summary Remuneration Policy are available via <https://www.fil.com>. A paper copy can be obtained free of charge in English from the Fund Manager.
- The Net Asset Values per Share are available at the registered office of the Fund Manager. They are also published online at www.fidelityinternational.com where other information is available.
- The tax legislation in United Kingdom may have an impact on your personal tax position. For further details you should consult a tax advisor.
- This document describes a sub-fund and share class of Fidelity Investment Funds (the 'investment company'). The Prospectus and Reports and Accounts are prepared for the entire investment company.
- FIL Investment Services (UK) Limited may be held liable solely on the basis of any statement contained in this document that is misleading, inaccurate or inconsistent with the relevant parts of the Prospectus for the investment company.
- The assets and liabilities of each sub-fund of Fidelity Investment Funds are segregated by law and with that assets of this sub-fund will not be used to pay liabilities of other sub-funds.
- More share classes are available for this investment company. Details can be found in the Prospectus.
- You have the right to switch from this share class into the same or possibly other share class types of this or another sub-fund. Details on switching rules can be found in the Prospectus.

Country in which this fund is authorised: United Kingdom. The Supervisory Authority is: Financial Conduct Authority.

Country in which FIL Investment Services (UK) Limited is authorised: United Kingdom. The Supervisory Authority is: Financial Conduct Authority.

This key investor information is accurate as at 30/05/2018.

Key Investor Information

This document provides you with key investor information about this Fund. It is not marketing material. The information is required by law to help you understand the nature and the risks of investing in this Fund. You are advised to read it so you can make an informed decision about whether to invest.

First State Global Listed Infrastructure Fund (Fund) Class B (Income) GBP (Share Class)

ISIN GB00B24HK556

a sub-fund of First State Investments ICVC (the Company)

First State investments (UK) Limited, the authorised corporate director of the Company

Objectives and investment policy

Objective: The Fund aims to provide income and grow your investment.

Policy: The Fund invests in shares of companies that are involved in infrastructure around the world.

The infrastructure sector includes utilities (e.g. water and electricity), highways and railways, airports services, marine ports and services, and oil and gas storage and transportation.

The Fund does not invest directly in infrastructure assets.

The Fund may use derivatives to reduce risk or to manage the Fund more efficiently.

You can buy and sell shares in the Fund on any business day. As long as we receive your instruction before 12 noon (UK time), shares will be bought at that day's price.


The Fund's manager may use its discretion when deciding which investments should be held by the Fund.

You may receive a regular income from your investment which will be paid semi-annually. This may affect the potential growth of your investment.

In addition to the charges set out in the charges section, the Fund will incur portfolio transaction costs which are paid from the assets of the Fund.

Recommendation: this Fund may not be appropriate for investors who plan to withdraw their money within five years.

Risk and reward profile



- The synthetic risk reward indicator (the SRRI) rating is not a measure of the risk of you losing your investment but describes how much the value of the Share Class has gone up and down in the past. Where a Share Class has not yet launched, the SRRI is calculated using representative data.
- The SRRI rating is based on historical data which may not be a reliable indication of the future risks and rewards of the Share Class.
- We cannot guarantee that the rating of the Share Class will remain the same; it may change over time.
- Even the lowest rating 1 does not mean a risk free investment.
- On a scale of 1 (less risky) to 7 (more risky), this Share Class has a rating of 5 due to its past performance (or representative data) and the nature of its investments. Shares with a rating of 5 might have higher risks, but also higher returns.
- Risk is taken in order to make a higher potential return; the more risk a fund takes, the higher the potential return but the greater the risk of

loss.

- The value of the Fund and its return is not guaranteed and may fall as well as rise. You may get back significantly less than you originally invested.

Material risks not adequately captured by the SRRI:

- **Single sector risk:** investing in a single sector may be riskier than investing in a number of different sectors. Investing in a larger number of sectors helps spread risk.
- **Currency risk:** the Fund invests in assets which are denominated in other currencies; changes in exchange rates will affect the value of the Fund.
- **Listed Infrastructure Risk:** The Fund may be vulnerable to factors that particularly affect the infrastructure sector, for example natural disasters, operational disruption and national and local environmental laws.

For further information on risks, please refer to the Risk Factors section in the Company's prospectus.

Charges for this Fund

The charges are used to pay the costs of running the Fund, including the costs of marketing and distributing it. These charges reduce the potential growth of your investment.

One-off charges taken before or after you invest

Entry charge	4.00%
Exit charge	N/A

This is the maximum that might be taken out of your money before it is invested.

Charges taken from the fund over a year

Ongoing charge	0.81%
----------------	-------

Charges taken from the fund under certain specific conditions

Performance fee	N/A
-----------------	-----

The entry and exit charges shown are the maximum you will need to pay. In some cases you might pay less - you can find out the actual entry and exit charges from your financial adviser.

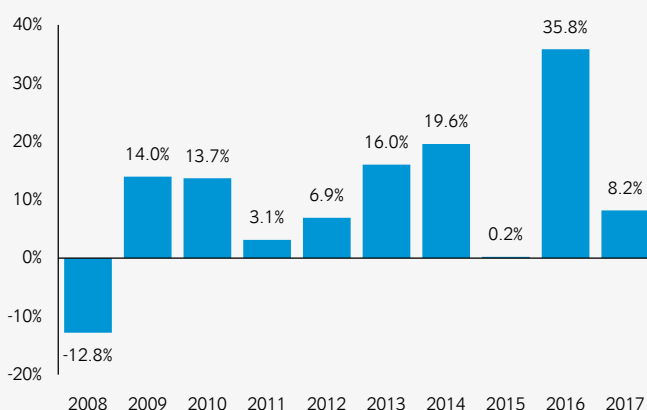
The ongoing charge is based on expenses for the year ending July 2016. It may vary from year to year. It excludes portfolio transaction costs and performance fees, if any.

The fees and expenses are charged against the capital of the Fund. Deducting expenses from capital reduces the potential for capital growth.

There are fees for switching between sub-funds. The fee for switching into the Fund is 0.5%.

Further information can be found in the Buying, Selling and Switching Shares section of the Company's prospectus.

Past performance



Past performance is not a reliable guide to future performance. The past performance shown here includes fees, any reinvested income and tax.

The Fund launched on 08 October 2007.

The Share Class launched on 08 October 2007. The past performance of the Share Class is calculated in GBP.

Practical information

Depository: The Bank of New York Mellon (International) Limited

Further information: The prospectus, annual and semi-annual reports of the Company are available free of charge on www.firststateinvestments.com or by contacting First State Investments, 23 St. Andrew Square, Edinburgh, EH2 1BB. All documents are available in English, German and Swiss German. You can also obtain any of these documents from the representative or paying agent in your country.

Other practical information: The Fund's share price and other information about the Fund is available at www.firststateinvestments.com. The prospectus, annual and semi-annual reports contain information about all of the sub-funds and share classes of the Company. Please note that not all sub-funds and share classes may be registered for distribution in your jurisdiction.

Tax legislation: The Fund is subject to UK tax laws. This may have an impact on your personal tax position. For further details, please speak to your tax adviser.

Liability statement: The Company may be held liable solely on the basis of any statement contained in this document that is misleading, inaccurate or inconsistent with the relevant parts of the prospectus for the Company.

Fund information: Each sub-fund of the Company is responsible for meeting its own debts. The sub-funds are segregated by law. This means that investments of the Fund can not be used to pay the debts of the other sub-funds.

You can exchange shares in the Fund for shares in another sub-fund, which is called switching. There may be a charge for switching, as indicated above in 'Charges'.

Remuneration: Information on the current remuneration policy of First State Investments (UK) Limited, including a description of how remuneration and benefits are calculated and the identity of persons responsible for awarding the remuneration and benefits, is available at www.firststateinvestments.com. A paper copy of this information is available free of charge upon request from First State Investments, 23 St Andrew Square, Edinburgh, EH2 1BB.

Key Investor Information

This document provides you with key investor information about this fund. It is not marketing material. The information is required by law to help you understand the nature and the risks of investing in this fund. You are advised to read it so you can make an informed decision about whether to invest.

European Index Fund

Income C GB00B80QGD89

A sub-fund of **HSBC Index Tracker Investment Funds**, an open ended investment company ("OEIC"), managed by HSBC Global Asset Management (UK) Limited.

Objectives and investment policy

- ▶ To provide long term capital growth by matching the return of the FTSE Developed Europe excluding UK Index.
- ▶ The Index is made up of large and mid sized companies covering developed markets in Europe excluding the UK.
- ▶ The strategy is to use a replication approach to track the FTSE Developed Europe excluding UK Index. This means that the fund will seek to invest in all of the companies that make up the index and in the same or very similar proportions in which they are included in the index.
- ▶ From time to time, the fund's investment composition may differ from the index in order to manage the fund's transaction costs, to maintain the fund's characteristics during different market environments and differing levels of asset availability or where there are investment restrictions due to regulations or the ACD's cluster munitions and controversial weapons policy.
- ▶ The fund may invest in financial derivative instruments for efficient portfolio management with a level of risk that is consistent with the overall risk profile of the fund. In particular, exchange traded futures maybe used, with the aim of generating returns that are consistent with the index in respect of dividends and cash flowing into the fund.
- ▶ The fund may hold cash and collective investment schemes, including collective investment schemes managed or operated by the ACD or an associate of the ACD, to manage day-to-day cash flow requirements.
- ▶ Income is distributed.
- ▶ You may sell your investment on any business day by contacting the administrator before the dealing deadline at 12pm.
- ▶ Recommendation: this fund may not be appropriate for investors who plan to withdraw their money within a period of at least 5 years.

Risk and reward profile

Lower risk ← → Higher risk
Typically lower rewards Typically higher rewards

1	2	3	4	5	6	7
---	---	---	---	---	---	---

More about this rating

The rating is based on price volatility over the last five years, and is an indicator of absolute risk. Historical data may not be a reliable indication for the future. The value of an investment, and any income from it, may fall as well as rise, and you may not get back the amount you originally invested. The rating is not guaranteed to remain unchanged and the categorisation may shift over time. The lowest rating does not mean a risk-free investment.

Why is this fund in category 5?

Equity prices tend to fluctuate more than other asset classes as investors directly participate in underlying companies and their earnings.

Material risks not adequately captured by the risk rating above

- ▶ **Exchange rate risk** Investing in assets denominated in a currency other than that of the investor's own currency perspective exposes the value of the investment to exchange rate fluctuations.
- ▶ **Derivative risk** The value of derivative contracts is dependent upon the performance of an underlying asset. A small movement in the value of the underlying can cause a large movement in the value of the derivative. Unlike exchange traded derivatives, over-the-counter (OTC) derivatives have credit risk associated with the counterparty or institution facilitating the trade.
- ▶ **Index Tracking risk** The performance of the Fund may not match the performance of the index it tracks because of fees and expenses, market opening times and regulatory constraints.
- ▶ **Operational risk** The main risks are related to systems and process failures. Investment processes are overseen by independent risk functions which are subject to independent audit and supervised by regulators.

Charges for this fund

The charges you pay are used to pay the running costs of the fund, including the marketing and distribution costs. These charges reduce the potential growth of the investment.

One-off charges taken before or after you invest	
Entry charge	0.00%
Exit charge	0.00%
Charges taken from the fund over a year	
Ongoing charge	0.07%
Charges taken from the fund under certain specific conditions	
Performance fee	None

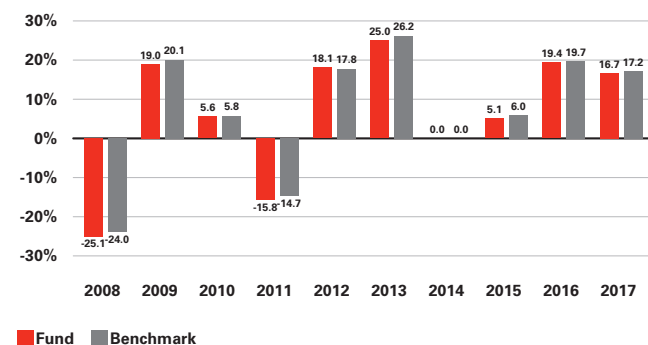
The Entry and Exit charges shown are the maximum that may be charged. In some cases you may pay less. You can obtain the actual charges from your financial adviser.

A switching fee may be applied up to the amount of the entry charge shown if you switch your shares into this share class of this Fund.

The ongoing charges figure is based on last year's expenses for the year ending 15/11/2017. Charges may vary from year to year.

The ongoing charges figure above does not include portfolio transaction costs (the cost of buying and selling the underlying assets in the Fund). Further information on Charges can be found in the Fees and Expenses section of the full Prospectus.

Past performance



Warning: the performance returns before the change to charges on 16/11/2015 were achieved under circumstances that no longer apply.

Past performance is not a guide to future performance; the value of your investment and any income from it can go down as well as up. The past performance of this share class is calculated in GBP.

Performance returns are based on the net asset value with distributable income reinvested. Past performance takes account of all ongoing charges, but not entry and exit charges.

The fund was launched on 14/01/1989.

The investment benchmark for the fund is the FTSE AllWorld Developed Europe ex UK Gross.

Historically the investment benchmark has been: FTSE World Europe ex UK Gross from launch until 28/02/2013.

Performance returns prior to the first share class price date of 03/09/2012 have been simulated using the track record of an older share class.

Practical information

Depository

State Street Trustees Limited, Quartermile 3, 10 Nightingale Way, Edinburgh EH3 9EG.

Further information

Further information about the OEIC including the latest Prospectus, latest published prices of shares, annual report and half yearly report may be obtained free of charge, in English, from the administrator, HSBC Global Asset Management (UK) Limited, PO Box 3733, Royal Wootton Bassett, Swindon SN4 4BG or by visiting www.assetmanagement.hsbc.com. The Remuneration Policy of the Authorised Corporate Director, which describes how remuneration and benefits are determined and awarded, is available at www.assetmanagement.hsbc.com (please select "About Us" then "Governance") or on request from the Administrator. The most recent Prospectus is available in English. This document describes a single share class of the OEIC. The Prospectus, annual and half yearly reports are prepared for the entire OEIC.

Share classes

Other share classes are available, as detailed in the Prospectus. It is possible to convert your shares into a different share class or switch your shares into a different Fund within the OEIC. Details of how to do this are in the Prospectus (please note an initial charge may apply).

Tax

UK tax legislation may have an impact on your personal position.

Authorised Corporate Director

HSBC Global Asset Management (UK) Limited may be held liable solely on the basis of any statement contained in this document that is misleading, inaccurate or inconsistent with the relevant parts of the Prospectus for the OEIC.

Allocation of Assets and Liabilities

The OEIC is an umbrella investment company with segregated liability between Funds. This means that the holdings of one Fund are kept separate from the holdings of the other Funds and your investment in the Fund cannot be used to pay the liabilities of any other Fund.

Authorisations

The Fund is authorised in the United Kingdom and regulated by the Financial Conduct Authority. HSBC Global Asset Management (UK) Limited is authorised in the United Kingdom and regulated by the Financial Conduct Authority.

Publication date

This key investor information is accurate as at 19 February 2018.

Key Investor Information

This document provides you with key investor information about this fund. It is not marketing material. The information is required by law to help you understand the nature and the risks of investing in this fund. You are advised to read it so you can make an informed decision about whether to invest.

Pacific Index Fund

Income C GB00B80QGR26

A sub-fund of **HSBC Index Tracker Investment Funds**, an open ended investment company ("OEIC"), managed by HSBC Global Asset Management (UK) Limited.

Objectives and investment policy

- ▶ To provide long term capital growth by matching the return of the FTSE World Asia Pacific excluding Japan Index.
- ▶ The Index is made up of large and mid sized companies in developed and advanced emerging markets in the Asia Pacific region.
- ▶ The strategy is to use a replication approach to track the FTSE World Asia Pacific excluding Japan Index. This means that the fund will seek to invest in all of the companies that make up the index and in the same or very similar proportions in which they are included in the index.
- ▶ From time to time, the fund's investment composition may differ from the index in order to manage the fund's transaction costs, to maintain the fund's characteristics during different market environments and differing levels of asset availability or where there are investment restrictions due to regulations or the ACD's cluster munitions and controversial weapons policy.
- ▶ The fund may invest in financial derivative instruments for efficient portfolio management with a level of risk that is consistent with the overall risk profile of the fund. In particular, exchange traded futures maybe used, with the aim of generating returns that are consistent with the index in respect of dividends and cash flowing into the fund.
- ▶ The fund may hold cash and collective investment schemes, including collective investment schemes managed or operated by the ACD or an associate of the ACD, to manage day-to-day cash flow requirements.
- ▶ Income is distributed.
- ▶ You may sell your investment on any business day by contacting the administrator before the dealing deadline at 12pm.
- ▶ Recommendation: this fund may not be appropriate for investors who plan to withdraw their money within a period of at least 5 years.

Risk and reward profile

Lower risk ← Higher risk
Typically lower rewards ← Typically higher rewards

1	2	3	4	5	6	7
---	---	---	---	---	---	---

More about this rating

The rating is based on price volatility over the last five years, and is an indicator of absolute risk. Historical data may not be a reliable indication for the future. The value of an investment, and any income from it, may fall as well as rise, and you may not get back the amount you originally invested. The rating is not guaranteed to remain unchanged and the categorisation may shift over time. The lowest rating does not mean a risk-free investment.

Why is this fund in category 5?

Emerging markets are at an early stage of development and typically experience higher levels of return fluctuation than well-established economies. Political and economic challenges may temporarily result in illiquid markets and higher volatility in prices and currencies.

Material risks not adequately captured by the risk rating above

- ▶ **Exchange rate risk** Investing in assets denominated in a currency other than that of the investor's own currency perspective exposes the value of the investment to exchange rate fluctuations.
- ▶ **Liquidity risk** Liquidity is a measure of how easily an investment can be converted to cash without a loss of capital and/or income in the process. The value of assets may be significantly impacted by liquidity risk during adverse market conditions.
- ▶ **Emerging market risk** Emerging economies typically exhibit higher levels of investment risk. Markets are not always well regulated or efficient and investments can be affected by reduced liquidity.
- ▶ **Derivative risk** The value of derivative contracts is dependent upon the performance of an underlying asset. A small movement in the value of the underlying can cause a large movement in the value of the derivative. Unlike exchange traded derivatives, over-the-counter (OTC) derivatives have credit risk associated with the counterparty or institution facilitating the trade.
- ▶ **Index Tracking risk** The performance of the Fund may not match the performance of the index it tracks because of fees and expenses, market opening times and regulatory constraints.
- ▶ **Operational risk** The main risks are related to systems and process failures. Investment processes are overseen by independent risk functions which are subject to independent audit and supervised by regulators.

Charges for this fund

The charges you pay are used to pay the running costs of the fund, including the marketing and distribution costs. These charges reduce the potential growth of the investment.

One-off charges taken before or after you invest	
Entry charge	0.00%
Exit charge	0.00%
Charges taken from the fund over a year	
Ongoing charge	0.24%
Charges taken from the fund under certain specific conditions	
Performance fee	None

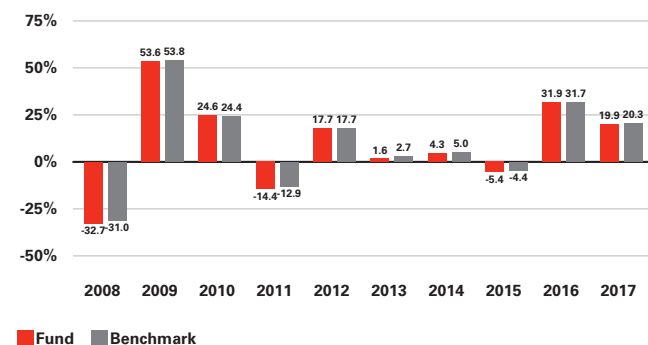
The Entry and Exit charges shown are the maximum that may be charged. In some cases you may pay less. You can obtain the actual charges from your financial adviser.

A switching fee may be applied up to the amount of the entry charge shown if you switch your shares into this share class of this Fund.

The ongoing charges figure is based on last year's expenses for the year ending 15/11/2017. Charges may vary from year to year.

The ongoing charges figure above does not include portfolio transaction costs (the cost of buying and selling the underlying assets in the Fund). Further information on Charges can be found in the Fees and Expenses section of the full Prospectus.

Past performance



Warning: the performance returns before the change to charges on 01/09/2009 were achieved under circumstances that no longer apply.

Past performance is not a guide to future performance; the value of your investment and any income from it can go down as well as up. The past performance of this share class is calculated in GBP.

Performance returns are based on the net asset value with distributable income reinvested. Past performance takes account of all ongoing charges, but not entry and exit charges.

The fund was launched on 20/11/1998.

The investment benchmark for the fund is the FTSE World Asia Pacific ex Japan Gross.

Performance returns prior to the first share class price date of 03/09/2012 have been simulated using the track record of an older share class.

Practical information

Depository

State Street Trustees Limited, Quartermile 3, 10 Nightingale Way, Edinburgh EH3 9EG.

Further information

Further information about the OEIC including the latest Prospectus, latest published prices of shares, annual report and half yearly report may be obtained free of charge, in English, from the administrator, HSBC Global Asset Management (UK) Limited, PO Box 3733, Royal Wootton Bassett, Swindon SN4 4BG or by visiting www.assetmanagement.hsbc.com. The Remuneration Policy of the Authorised Corporate Director, which describes how remuneration and benefits are determined and awarded, is available at www.assetmanagement.hsbc.com (please select "About Us" then "Governance") or on request from the Administrator. The most recent Prospectus is available in English. This document describes a single share class of the OEIC. The Prospectus, annual and half yearly reports are prepared for the entire OEIC.

Share classes

Other share classes are available, as detailed in the Prospectus. It is possible to convert your shares into a different share class or switch your shares into a different Fund within the OEIC. Details of how to do this are in the Prospectus (please note an initial charge may apply).

Tax

UK tax legislation may have an impact on your personal position.

Authorised Corporate Director

HSBC Global Asset Management (UK) Limited may be held liable solely on the basis of any statement contained in this document that is misleading, inaccurate or inconsistent with the relevant parts of the Prospectus for the OEIC.

Allocation of Assets and Liabilities

The OEIC is an umbrella investment company with segregated liability between Funds. This means that the holdings of one Fund are kept separate from the holdings of the other Funds and your investment in the Fund cannot be used to pay the liabilities of any other Fund.

Authorisations

The Fund is authorised in the United Kingdom and regulated by the Financial Conduct Authority. HSBC Global Asset Management (UK) Limited is authorised in the United Kingdom and regulated by the Financial Conduct Authority.

Publication date

This key investor information is accurate as at 19 February 2018.

KEY INVESTOR INFORMATION

This document provides you with key investor information about this fund. It is not marketing material. The information is required by law to help you understand the nature and the risks of investing in this fund. You are advised to read it so you can make an informed decision about whether to invest.

1 June 2018

JOHCM UK Equity Income Fund

Y Distributing GB00B95FCK64

A sub-fund of J O Hambro Capital Management UK Umbrella Fund
Managed by J O Hambro Capital Management Limited

Objectives and investment policy

- The objective of the Fund is to achieve long-term capital appreciation and generate an above average dividend yield, which will grow over time.
- The Fund will aim to achieve this objective mainly through investments in equity securities that are listed on the London Stock Exchange (or other relevant UK exchanges). The vast majority of stocks selected will be constituents of the FTSE350 Index although there is likely to also be a number of smaller company stocks. Performance of the Fund will be measured against the FTSE All Share Total Return Index (the "UK Index"). At all times at least two thirds of the Fund's total assets will be invested in equity securities of companies domiciled or exercising the predominant part of their economic activity in the United Kingdom. The Fund will exclusively concentrate on stocks that generate a prospective yield above that of the FTSE All Share average, with a strict selling discipline once a stock's yield falls below the average level. This approach will naturally give the Fund a contrarian style and also means that the portfolio will be very different from the UK Index.
- Any income the Fund generates for this share class will be paid out quarterly.
- You can buy and sell shares in the Fund, before 5.30pm, on any day which is a working day in London.

Risk and reward profile

◆ Lower risk				Higher risk ◆		
◆ Typically lower rewards				Typically higher rewards ◆		
1	2	3	4	5	6	7

- The risk and reward indicator is calculated on the basis of the share class volatility (the ups and downs in its value) over the prior 5 year period.

The risk and reward indicator:

- is based on simulated historical performance data and may not be a reliable indication for the future;
- is not guaranteed and may change over time.
- As this share class has not been in existence for 5 years, simulated performance data has been used.

- The lowest category does not mean that a share class is risk free. The share class category reflects the following factors:
 - Higher volatility can result from investments in shares as their value may fluctuate more than other financial instruments, such as bonds.
 - Your initial investment is not guaranteed.
- In addition to the risk captured by the indicator, the fund value may be affected by:
- Any change in the Company's tax status or in legislation could affect the value of investments held by the Company.
 - Political and /or regulatory Risks.
 - Investors should note that a more detailed description of risk factors is set out in full in the Prospectus.

Charges

One off charges taken before or after you invest	
Entry charge	5.00%
Exit charge	0.00%
This is the maximum that might be taken out of your money. Consult your financial advisor or distributor for the actual amount they may charge.	
Charges taken from the fund over a year	
Ongoing charge	0.67%
Charges taken from the fund under certain conditions	
Performance fee	
N/A	

The charges you pay as an investor in the Fund are used to cover the operational costs of the Fund, including marketing and distribution costs. These charges reduce the potential growth of your investment. Ongoing charges are based on figures for the year ended 31 December 2017.

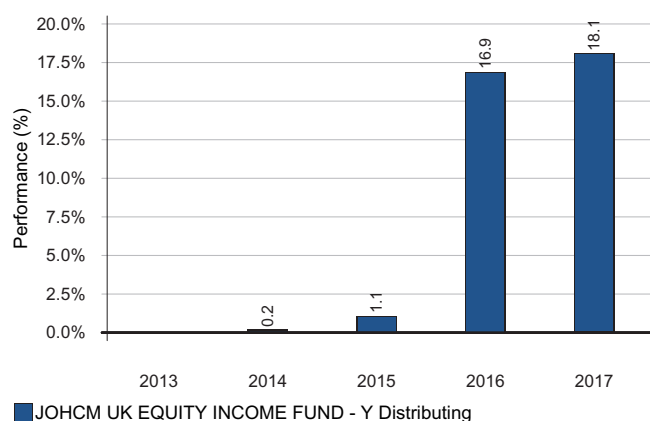
This figure may vary from year to year and does not include Fund transaction costs.

For more information about charges see the Fund's prospectus, available at www.johcm.com.

A performance fee of 15% is payable on the excess if the NAV outperforms the benchmark on an annual basis. The calculation is performed daily. Any underperformance is carried forward. This fee applies to all share classes.

The benchmark is the FTSE All Share TR Index.

Past performance



Past performance is not a reliable guide to future performance.

These performance results include ongoing charges and any performance fee taken from the Fund but do not include any entry charges that you might have to pay.

The share class came into existence in 2013.

Past performance has been calculated in GBP.

Practical information

Depository: Northern Trust Global Services Limited

J O Hambro Capital Management UK Umbrella Fund (the "Company") is structured as an umbrella fund with several sub-funds. The assets and liabilities of the Fund are segregated from other sub-funds within the umbrella, however, other jurisdictions may not necessarily recognise such segregation. The prospectus and periodic reports are prepared for the entire Company. This Key Investor Information document refers to one share class in the sub-fund of the Company.

The following information is available free of charge at www.johcm.com:

- The prospectus, annual and semi-annual reports. Hard copies are available upon written request to the Investment Manager or the Administrator.
- Information on other share classes of this fund or other sub-funds of the Company.
- Share price.

Further information is available from the administrator, RBC Investor Services Ireland Limited, 4th Floor, 1 George's Quay Plaza, George's Quay, Dublin 2, Ireland

Tax legislation in the Company's home state (United Kingdom) may have an impact on your personal tax position. Consult your financial or professional adviser for more information on taxation.

J O Hambro Capital Management Limited may be held liable solely on the basis of any statement contained in this document that is misleading, inaccurate or inconsistent with the relevant parts of the prospectus for the Company.

The Fund is authorised in the United Kingdom and regulated by the Financial Conduct Authority.

The registered office of the Company is Ground Floor, Ryder Court, 14 Ryder Street, London, SW1Y 6QB

Details of the up-to-date remuneration policy in respect of the Company, including, but not limited to, a description of how remuneration and benefits are calculated, the identity of persons responsible for awarding the remuneration and benefits, are available at www.johcm.com and a paper copy will be made available free of charge upon request.

Key Investor Information

This document provides you with key investor information about this Fund. It is not marketing material. The information is required by law to help you understand the nature and the risks of investing in this Fund. You are advised to read it so you can make an informed decision about whether to invest.

JPM Japan Fund C - GBP Hedged Net Accumulation a Share Class of JPM Japan Fund a Fund of JPMorgan Fund ICVC

ISIN GB00B9Z1HQ52

The Authorised Corporate Director ("ACD") is JPMorgan Funds Limited

Objective and Investment Policy

Investment Objective: To provide capital growth over the long term by investing primarily in the shares of Japanese companies.

Investment Policy: Japanese companies are companies that are incorporated under the laws of, and have their registered office in, Japan, or that derive the predominant part of their economic activity from Japan, even if listed elsewhere.

The Fund may have exposure to smaller companies.

The Fund may also use Financial Derivative Instruments (derivatives) for the purpose of Efficient Portfolio Management, including hedging, where appropriate.

The Fund will invest predominantly in assets denominated in Japanese Yen. However, assets may be denominated in other currencies and non-Sterling currency exposure will not normally be hedged back to Sterling.

Redemption and Dealing: Shares of the Fund may be redeemed on demand, with dealing normally on a daily basis.

Management Discretion: The Investment Adviser has the discretion to buy and sell investments on behalf of the Fund within the limits of the Objective and Investment Policy.

Benchmark: The benchmark of the Fund is TOPIX (Net) hedged to GBP.

The benchmark is a point of reference against which the performance of the Fund may be measured. The Fund may bear little resemblance to its benchmark.

Distribution Policy: This Share Class will reinvest income.

For an explanation of some of the terms used in this document, please visit the glossary on our website at www.jpmorgan.co.uk/kiid-glossary.

Risk and Reward Profile

Lower risk

Higher risk

Potentially lower reward

Potentially higher reward

1	2	3	4	5	6	7
---	---	---	---	---	---	---

The above rating is based on the historic volatility of the Net Asset Value of the Share Class over the last five years and may not be a reliable indication of the future risk profile of the Share Class.

The risk and reward category shown above is not guaranteed to remain unchanged and may change over time.

A Share Class with the lowest risk rating does not mean a risk-free investment.

Why is this Share Class in this category? This Share Class is classified in category 6 because its Net Asset Value has shown high fluctuations historically.

Other material risks:

- ▶ The value of your investment may fall as well as rise and you may get back less than you originally invested.
- ▶ The value of equity and equity-linked securities may fluctuate in response to the performance of individual companies and general market conditions.
- ▶ This Fund is aggressively managed, which may result in higher volatility of the Fund's performance and bigger

differences between the performance of the Fund and its benchmark.

- ▶ The single market in which the Fund primarily invests, in this case Japan, may be subject to particular political and economic risks and, as a result, the Fund may be more volatile than more broadly diversified funds.
- ▶ The Fund may be concentrated in a limited number of securities and, as a result, may be more volatile than more broadly diversified funds.
- ▶ The Fund invests in securities of smaller companies which may be more difficult to sell, more volatile and tend to carry greater financial risk than securities of larger companies.
- ▶ Investors in GBP Hedged Share Classes should be aware that any currency hedging process may not give a precise hedge. Where currency hedging is undertaken, whilst it may protect an investor in Hedged Shares against a decrease in the value of the currency being hedged, it may also prevent the investor from participating in an increase in the value of that currency. In addition, in the unlikely event that some of the assets in the Fund chosen by the Investment Adviser are not denominated in Japanese Yen, the impact of the currency hedging from Japanese Yen to GBP will mean that some over hedging will occur leading to some currency exposure.
- ▶ Further information about risks can be found in "Part 11: Risk Warnings" of the Prospectus.

Charges

One-off charges taken before or after you invest

Entry charge None

Exit charge None

This is the maximum that might be taken out of your money before it is invested or before the proceeds of your investment are paid out.

Charges taken from this Share Class over a year

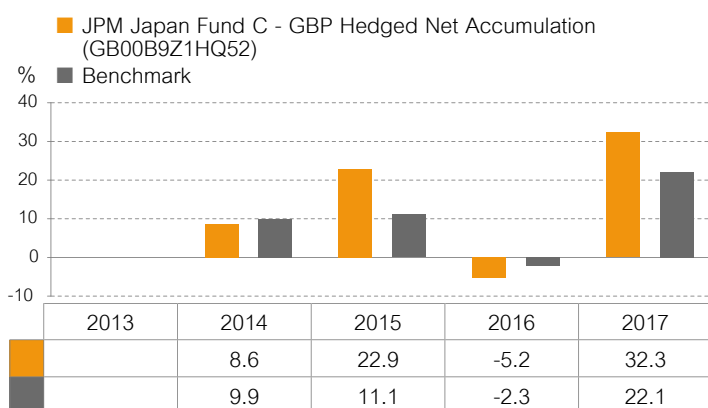
Ongoing charge 0.90%

Charges taken from this Share Class under certain specific conditions

Performance fee: None

- ▶ The actual entry and exit charges paid may be less. Information on charges can be obtained from the investor's financial adviser.
- ▶ The Prospectus permits a fee to be charged for switching between Funds but this fee is currently waived by the Authorised Corporate Director.
- ▶ The ongoing charge is based on the last year's expenses to December 2017 and may vary from year to year.
- ▶ Charges are used to pay the costs of running this Share Class. These charges reduce the potential growth of the investment.
- ▶ Further information about charges can be found in "Part 5: Charges and Expenses" section of the Prospectus.

Past Performance



- ▶ Past performance is not a guide to future performance.
- ▶ Performance data has been calculated including tax, ongoing charges and portfolio transaction costs and excluding entry and exit charges, in GBP.
- ▶ Fund launch date: 1970.
- ▶ Share Class launch date: 2013.

Practical Information

Depository: The fund depository is NatWest Trustee and Depository Services Limited

Further Information: A copy of the Prospectus and latest annual and semi-annual financial report in English can be downloaded or ordered online from www.jpmorgan.co.uk/investor or are available free of charge upon request from our UK-based Investor Services Team on 0800 20 40 20 (or +44 1268 44 44 70 if calling from outside the UK) or by writing to J.P. Morgan Asset Management, Client Administration Centre, PO Box 12272, Chelmsford, CM99 2EL.

Share prices can be obtained online at www.jpmorgan.co.uk/investor or by telephoning 0800 20 40 20 (or +44 1268 44 44 70 if calling from outside the UK).

Please note if you call J.P. Morgan Asset Management, calls may be recorded and monitored for security and training purposes.

Remuneration Policy: The ACD's Remuneration Policy can be found on <https://am.jpmorgan.com/gb/en/asset-management/gim/awm/legal/emea-remuneration-policy>. This policy includes details of how remuneration and benefits are calculated, including responsibilities and composition of the committee which oversees and controls the policy. A copy of this policy can be requested free of charge from the ACD.

Tax: The Fund is subject to UK tax regulations. This may have an impact on an investor's personal tax position.

Legal Information: JPMorgan Funds Limited may be held liable solely on the basis of any statement contained in this document that is misleading, inaccurate or inconsistent with the relevant parts of the Prospectus.

JPMorgan Fund ICVC consists of separate Funds, each of which issues one or more Share Classes. This document is prepared for a specific Share Class. The Prospectus and annual and semi-annual financial reports are prepared for JPMorgan Fund ICVC.

The Fund is part of JPMorgan Fund ICVC. The assets and liabilities of each fund in JPMorgan Fund ICVC are segregated by law. This means that the assets of the Fund belong exclusively to the Fund and will not be used to pay the liabilities of any other person or body, including JPMorgan Fund ICVC or any other Fund within JPMorgan Fund ICVC.

Switching and Conversion: Investors may switch into Shares of another Fund of JPMorgan Fund ICVC or convert Shares in one Class in a Fund to Shares of another Class in the same Fund subject to meeting any relevant eligibility requirements and minimum holding amounts. Further information can be found in "section 4.3.10 - Switching and Conversion of Shares" of the Prospectus.

This Fund is authorised in the United Kingdom and regulated by the Financial Conduct Authority (FCA).

JPMorgan Funds Limited is authorised in the United Kingdom and regulated by the FCA.

This Key Investor Information is accurate as at 12/10/2018.

Key Investor Information

This document provides you with key investor information about this Fund. It is not marketing material. The information is required by law to help you understand the nature and the risks of investing in this Fund. You are advised to read it so you can make an informed decision about whether to invest.

JPM UK Higher Income Fund C - Net Income a Share Class of JPM UK Higher Income Fund a Fund of JPMorgan Fund ICVC

ISIN GB00B235S124

The Authorised Corporate Director ("ACD") is JPMorgan Funds Limited

Objective and Investment Policy

Investment Objective: To provide income and prospects of capital growth by investing primarily in equity and equity-linked securities of UK companies. The Fund aims to provide a higher income yield than the yield on the FTSE™ All-Share Index.

Investment Policy: UK companies are companies that are incorporated under the laws of, and have their registered office in, the UK, or that derive the predominant part of their economic activity from the UK, even if listed elsewhere. Smaller companies may be held on an ancillary basis.

The Fund may also use Financial Derivative Instruments (derivatives) for the purpose of Efficient Portfolio Management, including hedging, where appropriate.

The Fund will invest predominantly in assets denominated in Sterling. However, assets may be denominated in other currencies and non-Sterling currency exposure will not normally be hedged back to Sterling.

Redemption and Dealing: Shares of the Fund may be redeemed on demand, with dealing normally on a daily basis.

Management Discretion: The Investment Adviser has the discretion to buy and sell investments on behalf of the Fund within the limits of the Objective and Investment Policy.

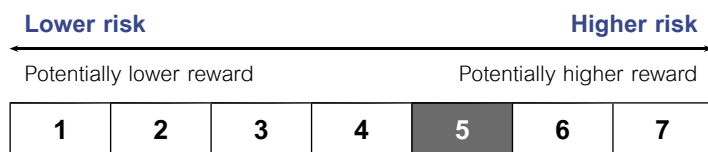
Benchmark: The benchmark of the Fund is FTSE All-Share Index (Net).

The benchmark is a point of reference against which the performance of the Fund may be measured. The Fund may bear little resemblance to its benchmark.

Distribution Policy: This Share Class will distribute income.

For an explanation of some of the terms used in this document, please visit the glossary on our website at www.jpmorgan.co.uk/kid-glossary.

Risk and Reward Profile



The above rating is based on the historic volatility of the Net Asset Value of the Share Class over the last five years and may not be a reliable indication of the future risk profile of the Share Class.

The risk and reward category shown above is not guaranteed to remain unchanged and may change over time.

A Share Class with the lowest risk rating does not mean a risk-free investment.

Why is this Share Class in this category? This Share Class is classified in category 5 because its Net Asset Value has shown medium to high fluctuations historically.

Other material risks:

- ▶ The value of your investment may fall as well as rise and you may get back less than you originally invested.

- ▶ The value of equity and equity-linked securities may fluctuate in response to the performance of individual companies and general market conditions.
- ▶ The single market in which the Fund primarily invests, in this case the UK, may be subject to particular political and economic risks and, as a result, the Fund may be more volatile than more broadly diversified funds.
- ▶ As the portfolio of the Fund is primarily focused on generating income, it may bear little resemblance to the composition of its benchmark.
- ▶ This Fund charges the annual fee of the Authorised Corporate Director (ACD) against capital, which will increase the amount of income available for distribution to Shareholders, but may constrain capital growth. It may also have tax implications for certain investors.
- ▶ Further information about risks can be found in "Part 11: Risk Warnings" of the Prospectus.

Charges

One-off charges taken before or after you invest

Entry charge None

Exit charge None

This is the maximum that might be taken out of your money before it is invested or before the proceeds of your investment are paid out.

Charges taken from this Share Class over a year

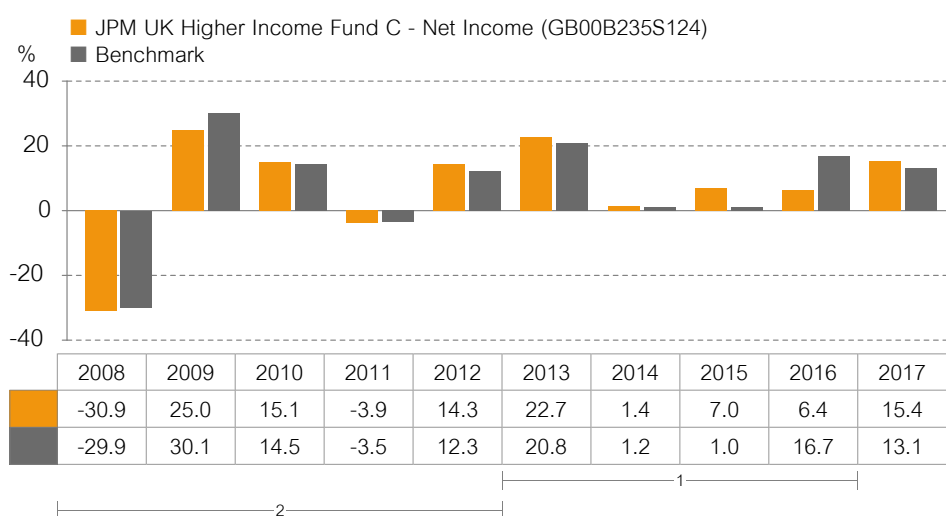
Ongoing charge 0.75%

Charges taken from this Share Class under certain specific conditions

Performance fee: None

- ▶ The actual entry and exit charges paid may be less. Information on charges can be obtained from the investor's financial adviser.
- ▶ The Prospectus permits a fee to be charged for switching between Funds but this fee is currently waived by the Authorised Corporate Director.
- ▶ The ongoing charge is based on the last year's expenses to December 2017 and may vary from year to year.
- ▶ Charges are used to pay the costs of running this Share Class. These charges reduce the potential growth of the investment.
- ▶ Further information about charges can be found in "Part 5: Charges and Expenses" section of the Prospectus.

Past Performance



- ▶ Past performance is not a guide to future performance.
- ▶ Performance data has been calculated including tax, ongoing charges and portfolio transaction costs and excluding entry and exit charges, in GBP.
- ▶ Fund launch date: 1959.
- ▶ Share Class launch date: 2012.

- 1 This performance was achieved under circumstances that may no longer apply.
- 2 The performance shown prior the launch date of this share class relates to the A share class. The A share class performance has not been amended or simulated to adjust for the lower ongoing fees of the C share class.

Practical Information

Depository: The fund depository is NatWest Trustee and Depository Services Limited

Further Information: A copy of the Prospectus and latest annual and semi-annual financial report in English can be downloaded or ordered online from www.jpmorgan.co.uk/investor or are available free of charge upon request from our UK-based Investor Services Team on 0800 20 40 20 (or +44 1268 44 44 70 if calling from outside the UK) or by writing to J.P. Morgan Asset Management, Client Administration Centre, PO Box 12272, Chelmsford, CM99 2EL.

Share prices can be obtained online at www.jpmorgan.co.uk/investor or by telephoning 0800 20 40 20 (or +44 1268 44 44 70 if calling from outside the UK).

Please note if you call J.P. Morgan Asset Management, calls may be recorded and monitored for security and training purposes.

Remuneration Policy: The ACD's Remuneration Policy can be found on <https://am.jpmorgan.com/gb/en/asset-management/gim/awm/legal/emea-remuneration-policy>. This policy includes details of how remuneration and benefits are calculated, including responsibilities and composition of the committee which oversees and controls the policy. A copy of this policy can be requested free of charge from the ACD.

Tax: The Fund is subject to UK tax regulations. This may have an impact on an investor's personal tax position.

Legal Information: JPMorgan Funds Limited may be held liable solely on the basis of any statement contained in this document that is misleading, inaccurate or inconsistent with the relevant parts of the Prospectus.

JPMorgan Fund ICVC consists of separate Funds, each of which issues one or more Share Classes. This document is prepared for a specific Share Class. The Prospectus and annual and semi-annual financial reports are prepared for JPMorgan Fund ICVC.

The Fund is part of JPMorgan Fund ICVC. The assets and liabilities of each fund in JPMorgan Fund ICVC are segregated by law. This means that the assets of the Fund belong exclusively to the Fund and will not be used to pay the liabilities of any other person or body, including JPMorgan Fund ICVC or any other Fund within JPMorgan Fund ICVC.

Switching and Conversion: Investors may switch into Shares of another Fund of JPMorgan Fund ICVC or convert Shares in one Class in a Fund to Shares of another Class in the same Fund subject to meeting any relevant eligibility requirements and minimum holding amounts. Further information can be found in "section 4.3.10 - Switching and Conversion of Shares" of the Prospectus.

KEY INVESTOR INFORMATION

This document provides you with key investor information about this fund. It is not marketing material. The information is required by law to help you understand the nature and the risks of investing in this fund. You are advised to read it so you can make an informed decision about whether to invest.

Legal & General All Stocks Gilt Index Trust (the "Fund") Class I Income ISIN: GB00B8387G12

The authorised fund manager of the Fund is Legal & General (Unit Trust Managers) Limited.

OBJECTIVE AND INVESTMENT POLICY

Objective

The objective of this Fund is to provide a combination of income and growth (if the income is reinvested) by tracking the performance of the FTSE Actuaries UK Conventional Gilts All Stocks Index.

Investment policy:

- The Fund will invest in bonds (a type of loan which pays interest). The Fund's investments will closely match those that make up the Index. This Index consists of bonds which are issued by the UK Government (known as gilts).
- The gilts that the Fund invests in will be investment grade bonds (rated as lower risk). Investment grade bonds are bonds that have achieved a higher credit rating from a rating agency. Credit ratings give an indication of how likely it is that the issuer of a bond will be able to pay back interest and the loan on time.
- 35% or more of the Fund can be invested in bonds issued by the UK Government.
- The Fund may use derivatives (contracts which have a value linked to the price of another asset) to:
 - reduce risk or cost; or

- generate additional capital or income with no, or an acceptably low, level of risk.

Other information:

- If you hold income units, income from investments held by the Fund will be paid out to you every six months (as interest). This will reduce your capital growth accordingly.
- You can buy or sell units in this Fund on any business day. You need to contact us with your instruction before 12 noon. This is the time we calculate unit prices for this Fund. If you contact us after 12 noon, the units will be bought or sold at the next business day's price.
- The Fund's base currency is denominated in sterling (British pounds).
- This Fund is designed for investors looking for income and growth from an investment in bonds (a type of loan which pays interest) issued by the UK government (known as gilts).
- Although investors can take their money out at any time, this Fund may not be appropriate for those who plan to withdraw their money within five years.
- This Fund is not designed for investors who cannot afford more than a minimal loss of their investment.
- If you do not understand this document we recommend you seek additional information to help you decide if this Fund is right for you.

RISK AND REWARD PROFILE



1	2	3	4	5	6	7
---	---	---	---	---	---	---

- This risk and reward indicator is based on historical data which may not be a reliable indication of the Fund's risk and reward category in the future.
- The category number highlighted above reflects the rate at which the Fund's unit price has moved up and down in the past. If the Fund has less than 5 years' track record, the number also reflects the rate at which the index the Fund tracks has moved up and down in the past. Higher numbers mean the potential reward could be greater, but this comes with increased risk of losing money.
- The Fund is in category 4 because it invests in company or government bonds which are sensitive to changes in interest rates, inflation and credit. This can be driven by political and economic changes and other significant events and may cause the value to go up and down. Bonds that are closer to their maturity date tend to be more stable in value. Bonds are generally considered to be higher risk investments than cash, but lower risk than company shares.
- The Fund's category is not guaranteed to remain the same and may change over time.
- Even a fund in the lowest category is not a risk free investment.
- The value of your investment and any income you take from it may fall as well as rise and is not guaranteed. You might get back less than you invest.
- Further information on the risks of investing in this fund is contained in the Prospectus available at www.legalandgeneral.com/reports.

The risk and reward indicator may not take account of the following risks of investing in the Fund:

- This Fund holds bonds that, rather than being traded on an exchange, are traded through agents, brokers or investment banks matching buyers and sellers. This makes the bonds less easy to buy and sell than investments that are traded on an exchange and on any particular day there may not be a buyer or a seller for the bonds. In times of market uncertainty or if an exceptional amount of withdrawals are requested it may become less easy for your Fund to sell investments and the Manager may defer withdrawals, or suspend dealing. The Manager can only delay paying out if it is in the interests of all investors and with the permission of the Fund trustee or depository.
- Investment returns on bonds are sensitive to trends in interest rate movements. Their values are likely to fall when interest rates rise. Such falls may be more pronounced in a low interest rate environment. Bonds with a short time to go before their maturity date will fall by less than bonds with a longer time to their maturity date.
- The Fund invests directly or indirectly in bonds which are issued by companies or governments. If these companies or governments experience financial difficulty, they may be unable to pay back some or all of the interest, original investment or other payments that they owe. If this happens, the value of your Fund may fall.
- The Fund could lose money if any institutions providing services such as acting as counterparty to derivatives or other instruments, becomes unwilling or unable to meet its obligations to the Fund.
- Derivatives are highly sensitive to changes in the value of the asset on which they are based and can increase the size of losses and gains.
- We may take some or all of the ongoing charges from the Fund's capital rather than the Fund's income. This increases the amount of income, but it reduces the growth potential and may lead to a fall in the value of the Fund.

CHARGES FOR THIS FUND

The charges you pay are used to pay the costs of running the Fund, including the costs of marketing and distributing it. These charges reduce the potential return from your investment.

One-off charges taken before or after you invest	
Entry charge	0.00%*
Exit charge	0.00%*
This is the maximum that might be taken out of your money before it is invested.	
*The Fund also incurs a unit price spread. See opposite.	
Charges taken from the fund over a year	
Ongoing charges	0.15%
Charges taken from the fund under certain specific conditions	
Performance fee	None

- There are no entry or exit charges for this Fund.
- The ongoing charges figure is based on the latest available expenses at December 2017. This figure may change in the future.
- This Fund's ongoing charges include any charges made by any other funds it may invest in. They exclude portfolio transaction costs.
- The ongoing charges are taken partly from the income and partly from the capital of the Fund.

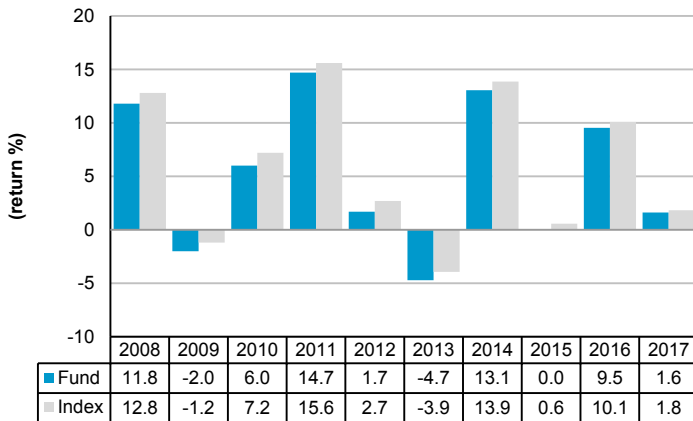
Other costs:

- **Unit price spread:** on any day, the prices for buying or selling units in this Fund are the same. However, there are maximum and minimum prices we can charge for units, reflecting the difference between the buying and selling prices of the assets in the Fund and costs associated with buying and selling the assets. From day to day we will set the unit price between the maximum and minimum depending on whether money is coming into or leaving the Fund.

The difference between the maximum and minimum price, which is the most the price can change, can vary but as an example, the maximum price for units in this Fund was 0.05% higher than the minimum price at 31 December 2017.

- For more information about charges and costs, please see the charges and expenses section in the Fund's Prospectus, or visit our website at legalandgeneral.com/chargesandfees.

PAST PERFORMANCE



- Past performance is not a guide to future performance.
- The figures for the Fund take into account the ongoing charges and assume income (after any tax) is reinvested. The figures do not take account of any bid-offer spread or dilution levy or any transaction costs.
- The performance has been calculated in sterling (British pounds).
- The Fund will not replicate the performance of its benchmark index perfectly. This is because the Fund will incur drags on performance such as expenses, tax and transactions costs, which the benchmark index is not subject to.
- The annual return is for a 12 month period ending 31 December.
- The Fund launched in 1981.
- This unit class launched in 2012.
- The I class was launched on 20/12/12. Performance before this date is for M class, which has equivalent charges.

PRACTICAL INFORMATION

- The trustee and depositary is Northern Trust Global Services Limited.
- You can obtain further information about the Fund including copies of its prospectus, application forms and the latest annual and semi-annual reports at www.legalandgeneral.com/reports. Paper copies of these documents are also available from: Legal & General Investments, PO Box 6080, Wolverhampton WV1 9RB. We provide documents free of charge and in English.
- A Guide to Investing with Us at www.legalandgeneral.com/guide gives further information about investing generally, including pricing.
- Investors can get other practical information, including the latest buying and selling prices, spreads and details of any other unit classes that are available, by calling us on **0370 050 0955** Monday to Friday between 8.30am and 6.00pm. Call charges will vary.
- UK tax legislation may have an impact on each investor's personal tax position.
- Legal & General (Unit Trust Managers) Limited may be held liable solely on the basis of any statement contained in this document that is misleading, inaccurate or inconsistent with the relevant parts of the Prospectus for the Fund.
- You can find details of our Remuneration Policy at www.lgim.com/remuneration. You can also request a paper copy free of charge. The Policy includes details of our Remuneration Committee and how remuneration and benefits are calculated.
- The benchmark utilised by the Fund is provided by a benchmark administrator which is currently availing of the transitional arrangements afforded under Regulation (EU) 2016/1011 and accordingly does not currently appear on the register of administrators and benchmarks maintained by ESMA.

KEY INVESTOR INFORMATION

This document provides you with key investor information about this fund. It is not marketing material. The information is required by law to help you understand the nature and the risks of investing in this fund. You are advised to read it so you can make an informed decision about whether to invest.

Legal & General Cash Trust (the "Fund") Class I Accumulation ISIN: GB00B0CNHB64

The authorised fund manager of the Fund is Legal & General (Unit Trust Managers) Limited.

OBJECTIVE AND INVESTMENT POLICY

Objective

The objective of this Fund is to maintain capital and to provide a return in line with money market rates, before charges.

Investment policy:

- The Fund will generally invest in short term deposits, certificates of deposit, government bonds (predominantly UK) issued in pounds sterling (a type of loan which pays interest) and Repos. Repos are an agreement between two parties to sell or buy an asset and later reverse the trade at an agreed date and price.
- In stressed market conditions, the Fund may be invested up to 100% in government and public securities issued by a single issuer.
- The maximum maturity of the instruments the Fund invests in is 397 days but the Fund must maintain a weighted average maturity of less than 60 days.
- The bonds that the Fund invests in must be investment grade (rated as lower risk). Investment grade bonds are bonds that have achieved a higher credit rating from a rating agency. Credit ratings give an indication of how likely it is that the issuer of a bond will be able to pay back interest and the loan on time.
- The Fund may use derivatives (contracts which have a value linked to the price of another asset) to:

- reduce risk or cost; or
- generate additional capital or income with no, or an acceptably low, level of risk.

- The Fund may also invest in other fixed income securities, other money market instruments and collective investment schemes.

Other information:

- Your units will be accumulation units. Income from investments held by the Fund (interest) will be reinvested into the value of your units.
- You can buy or sell units in this Fund on any business day. You need to contact us with your instruction before 12 noon. This is the time we calculate unit prices for this Fund. If you contact us after 12 noon, the units will be bought or sold at the next business day's price.
- The Fund's base currency is denominated in sterling (British pounds).
- This Fund is designed for investors looking to preserve their money from an investment in deposits and short term instruments.
- This Fund may be appropriate for investors looking to invest for a short period of time.
- If you do not understand this document we recommend you seek additional information to help you decide if this Fund is right for you.

RISK AND REWARD PROFILE



1	2	3	4	5	6	7
---	---	---	---	---	---	---

- This risk and reward indicator is based on historical data which may not be a reliable indication of the Fund's risk and reward category in the future.
- The category number highlighted above reflects the rate at which the Fund's unit price has moved up and down in the past. If the Fund has less than 5 years' track record, the number also reflects the rate at which a representative benchmark has moved up and down in the past. Higher numbers mean the potential reward could be greater, but this comes with increased risk of losing money.
- The Fund is in category 1 as it invests in instruments which are very liquid, have short maturities which have a high credit rating and are considered lower risk than longer maturing securities.
- The Fund's category is not guaranteed to remain the same and may change over time.
- Even a fund in the lowest category is not a risk free investment.
- The value of your investment may fall as well as rise and is not guaranteed. You might get back less than you invest.
- Further information on the risks of investing in this fund is contained in the Prospectus available at www.legalandgeneral.com/reports.

The risk and reward indicator may not take account of the following risks of investing in the Fund:

- When interest rates are low and if the Fund's income is not enough to pay charges, the Fund's capital will be used instead. This may cause the value of the Fund to fall.
- This Fund holds bonds that, rather than being traded on an exchange, are traded through agents, brokers or investment banks matching buyers and sellers. This makes the bonds less easy to buy and sell than investments that are traded on an exchange and on any particular day there may not be a buyer or a seller for the bonds. In times of market uncertainty or if an exceptional amount of withdrawals are requested it may become less easy for your Fund to sell investments and the Manager may defer withdrawals, or suspend dealing. The Manager can only delay paying out if it is in the interests of all investors and with the permission of the Fund trustee or depositary.
- Investment returns on bonds are sensitive to trends in interest rate movements. Their values are likely to fall when interest rates rise. Such falls may be more pronounced in a low interest rate environment. Bonds with a short time to go before their maturity date will fall by less than bonds with a longer time to their maturity date.
- The Fund has money on deposit with companies such as banks or other financial institutions and invests in bonds which are issued by the government. If these companies or the government experience financial difficulty, they may be unable to pay back some or all of the interest, original investment or other payments that they owe. If this happens, the value of your Fund may fall.
- The Fund could lose money if any institutions providing services such as acting as counterparty to derivatives or other instruments, becomes unwilling or unable to meet its obligations to the Fund.
- Derivatives are highly sensitive to changes in the value of the asset on which they are based and can increase the size of losses and gains.
- This Fund is not the same as a bank or building society account. Your money is not protected under the UK deposit protection scheme.

CHARGES FOR THIS FUND

The charges you pay are used to pay the costs of running the Fund, including the costs of marketing and distributing it. These charges reduce the potential return from your investment.

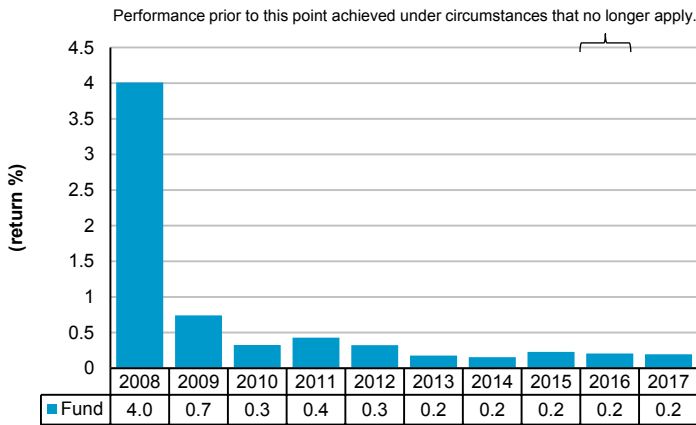
One-off charges taken before or after you invest	
Entry charge	0.00%*
Exit charge	0.00%*
This is the maximum that might be taken out of your money before it is invested.	
*The Fund also incurs a unit price spread. See opposite.	
Charges taken from the fund over a year	
Ongoing charges	0.15%
Charges taken from the fund under certain specific conditions	
Performance fee	None

- There are no entry or exit charges for this Fund.
- The ongoing charges figure is based on the latest available expenses at December 2017. This figure may change in the future.
- This Fund's ongoing charges include any charges made by any other funds it may invest in. They exclude portfolio transaction costs.
- The ongoing charges are taken from the income of the Fund.

Other costs:

- **Unit price spread:** on any day, the prices for buying or selling units in this Fund are the same. However, there are maximum and minimum prices we can charge for units, reflecting the difference between the buying and selling prices of the assets in the Fund and costs associated with buying and selling the assets. From day to day we will set the unit price between the maximum and minimum depending on whether money is coming into or leaving the Fund. The difference between the maximum and minimum price, which is the most the price can change, can vary but as an example, the maximum price for units in this Fund was 0.00% higher than the minimum price at 31 December 2017.
- For more information about charges and costs, please see the charges and expenses section in the Fund's Prospectus, or visit our website at legalandgeneral.com/chargesandfees.

PAST PERFORMANCE



- The figures for the Fund take into account the ongoing charges and assume income (after any tax) is reinvested. The figures do not take account of any bid-offer spread or dilution levy or any transaction costs.
- The performance has been calculated in Sterling (British Pounds).
- The annual return is for a 12 month period ending 31 December.
- The Fund launched in 1992.
- This unit class launched in 2005.
- **Please note that performance up to 2015 shown in this graph was achieved under a different investment approach which no longer applies. Performance after 2015 is under the current investment approach, which started on 28 April 2016.**

PRACTICAL INFORMATION

- The trustee and depositary is Northern Trust Global Services Limited.
- You can obtain further information about the Fund including copies of its prospectus, application forms and the latest annual and semi-annual reports at www.legalandgeneral.com/reports. Paper copies of these documents are also available from: Legal & General Investments, PO Box 6080, Wolverhampton WV1 9RB. We provide documents free of charge and in English.
- A Guide to Investing with Us at www.legalandgeneral.com/guide gives further information about investing generally, including pricing.
- Investors can get other practical information, including the latest buying and selling prices, spreads and details of any other unit classes that are available, by calling us on **0370 050 0955** Monday to Friday between 8.30am and 6.00pm. Call charges will vary.
- UK tax legislation may have an impact on each investor's personal tax position.
- Legal & General (Unit Trust Managers) Limited may be held liable solely on the basis of any statement contained in this document that is misleading, inaccurate or inconsistent with the relevant parts of the Prospectus for the Fund.
- You can find details of our Remuneration Policy at www.lgim.com/remuneration. You can also request a paper copy free of charge. The Policy includes details of our Remuneration Committee and how remuneration and benefits are calculated.

KEY INVESTOR INFORMATION

This document provides you with key investor information about this fund. It is not marketing material. The information is required by law to help you understand the nature and the risks of investing in this fund. You are advised to read it so you can make an informed decision about whether to invest.

Legal & General Global Inflation Linked Bond Index Fund (the "Fund") Class I Income ISIN: GB00BBHXM10

The authorised fund manager of the Fund is Legal & General (Unit Trust Managers) Limited.

OBJECTIVE AND INVESTMENT POLICY

Objective

The objective of this Fund is to provide a mixture of income and growth (if the income is reinvested) by tracking the performance of the Bloomberg Barclays World Government Ex UK Inflation Linked Bonds TR Hedged GBP Index.

Investment policy:

- The Fund will invest predominantly in bonds (a type of loan which pays interest) included in the Index. These bonds will have a pre-set rate of income (either set at a fixed level or varying in a predetermined way).
- The Fund's investments will closely match those that make up the Index and this will be achieved through investing in a sample selection of the bonds in the Index. The bonds are issued in the relevant national currency by governments around the world (excluding the UK). The interest and capital returns on these bonds will be linked to local inflation rates.
- The bonds that the Fund invests in will be a mixture of investment grade bonds (rated as lower risk) and sub-investment grade bonds (rated as higher risk). The mix will closely match that of the Index. Investment and sub-investment grade bonds are bonds that have been given a credit rating by a rating agency. Credit ratings give an indication of how likely it is that the issuer of a bond will be able to pay back interest and the loan on time.
- 35% or more of the Fund can be invested in United States government or public bonds.
- The Fund may use derivatives (contracts which have a value linked to the price of another asset) to:
 - reduce risk or cost; or

- generate additional capital or income with no, or an acceptably low, level of risk.

- It will also use currency derivatives for investment purposes to manage the effect of fluctuations in exchange rates with sterling, in order to maintain accurate tracking.
- The Fund may also invest in other bonds, deposits, money market instruments and cash.

Other information:

- If you hold income units, income from investments held by the Fund will be paid out to you every six months (as interest). This will reduce your capital growth accordingly.
- You can buy or sell units in this Fund on any business day. You need to contact us with your instruction before 3.00pm. This is the time we calculate unit prices for this Fund. If you contact us after 3.00pm, the units will be bought or sold at the next business day's price.
- The Fund's base currency is denominated in sterling (British pounds).
- This Fund is designed for investors looking for income and growth from an investment in global inflation linked bonds (a type of loan which pays interest) excluding those issued by the UK government.
- Although investors can take their money out at any time, this Fund may not be appropriate for those who plan to withdraw their money within five years.
- This Fund is not designed for investors who cannot afford more than a minimal loss of their investment.
- If you do not understand this document we recommend you seek additional information to help you decide if this Fund is right for you.

RISK AND REWARD PROFILE

Lower risk ← Higher risk
Potentially lower rewards ← Potentially higher rewards

1	2	3	4	5	6	7
---	---	---	---	---	---	---

- This risk and reward indicator is based on historical data which may not be a reliable indication of the Fund's risk and reward category in the future.
 - The category number highlighted above reflects the rate at which the Fund's unit price has moved up and down in the past. If the Fund has less than 5 years' track record, the number also reflects the rate at which the index the Fund tracks has moved up and down in the past. Higher numbers mean the potential reward could be greater, but this comes with increased risk of losing money.
 - The Fund is in category 3 because it invests in company or government bonds which are sensitive to changes in interest rates, inflation and credit. This can be driven by political and economic changes and other significant events and may cause the value to go up and down. Bonds that are closer to their maturity date tend to be more stable in value. Bonds are generally considered to be higher risk investments than cash, but lower risk than company shares.
 - The Fund's category is not guaranteed to remain the same and may change over time.
 - Even a fund in the lowest category is not a risk free investment.
 - The value of your investment and any income you take from it may fall as well as rise and is not guaranteed. You might get back less than you invest.
 - Further information on the risks of investing in this fund is contained in the Prospectus available at www.legalandgeneral.com/reports.
- The risk and reward indicator may not take account of the following risks of investing in the Fund:
- This Fund holds bonds that, rather than being traded on an exchange, are traded through agents, brokers or investment banks matching buyers and sellers. This makes the bonds less easy to buy and sell than investments that are traded on an exchange and on any particular day there may not be a

buyer or a seller for the bonds. In times of market uncertainty or if an exceptional amount of withdrawals are requested it may become less easy for your Fund to sell investments and the Manager may defer withdrawals, or suspend dealing. The Manager can only delay paying out if it is in the interests of all investors and with the permission of the Fund trustee or depositary.

- Investment returns on bonds are sensitive to trends in interest rate movements. Their values are likely to fall when interest rates rise. Such falls may be more pronounced in a low interest rate environment. Bonds with a short time to go before their maturity date will fall by less than bonds with a longer time to their maturity date.
- This Fund invests in inflation-linked bonds, which are particularly sensitive to changes in inflation rates. Their values are likely to fall when inflation rates fall.
- The Fund invests directly or indirectly in bonds which are issued by companies or governments. If these companies or governments experience financial difficulty, they may be unable to pay back some or all of the interest, original investment or other payments that they owe. If this happens, the value of your Fund may fall.
- The Fund could lose money if any institutions providing services such as acting as counterparty to derivatives or other instruments, becomes unwilling or unable to meet its obligations to the Fund.
- Derivatives are highly sensitive to changes in the value of the asset on which they are based and can increase the size of losses and gains. The impact to the Fund can be greater where derivatives are used in an extensive or complex way.
- There may be differences in performance between the Fund's assets and the derivatives used to manage the fluctuation of exchange rates with sterling. This could result at times in the Fund being over protected or under protected against these fluctuations.
- The Fund may have underlying investments that are valued in currencies that are different from sterling (British Pounds). Any such investments will be impacted by exchange rate fluctuations and this may affect the value of your investment and any income from it. Currency hedging techniques may be applied to reduce the impact of exchange rate fluctuations but may not entirely eliminate it.

CHARGES FOR THIS FUND

The charges you pay are used to pay the costs of running the Fund, including the costs of marketing and distributing it. These charges reduce the potential return from your investment.

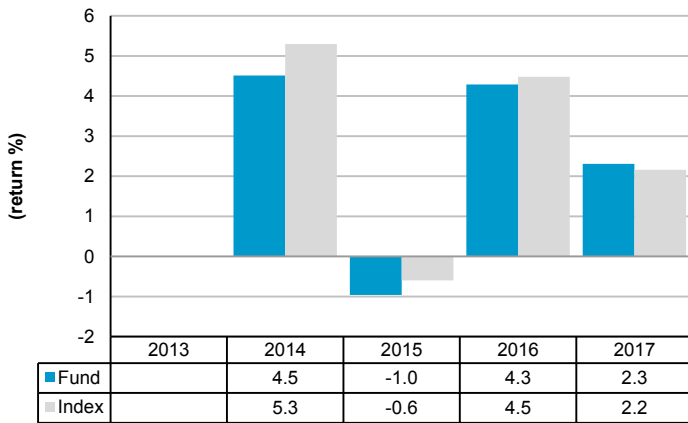
One-off charges taken before or after you invest	
Entry charge	0.00%*
Exit charge	0.00%*
This is the maximum that might be taken out of your money before it is invested.	
*The Fund also incurs a unit price spread. See opposite.	
Charges taken from the fund over a year	
Ongoing charges	0.27%
Charges taken from the fund under certain specific conditions	
Performance fee	None

- There are no entry or exit charges for this Fund.
- The ongoing charges figure is based on the latest available expenses at December 2017. This figure may change in the future.
- This Fund's ongoing charges include any charges made by any other funds it may invest in. They exclude portfolio transaction costs.
- The ongoing charges are taken from the income of the Fund.

Other costs:

- **Unit price spread:** each day there are two prices for this Fund: a higher price you pay to buy units and a lower price you receive when you sell units. The Fund manager calculates these prices. The difference between these prices is called the 'spread'. The spread is separate to the ongoing charges shown in this section. This Fund's spread reflects the difference between the buying and selling prices of the assets it holds and costs associated with buying and selling the assets. The spread can change at any time and by any amount. As an example, the buying price for units in this Fund was 0.08% higher than the selling price at 31 December 2017.
- For more information about charges and costs, please see the charges and expenses section in the Fund's Prospectus, or visit our website at legalandgeneral.com/chargesandfees.

PAST PERFORMANCE



- Past performance is not a guide to future performance.
- The figures for the Fund take into account the ongoing charges and assume income (after any tax) is reinvested. The figures do not take account of any bid-offer spread or dilution levy or any transaction costs.
- The performance has been calculated in sterling (British pounds).
- The Fund will not replicate the performance of its benchmark index perfectly. This is because the Fund will incur drags on performance such as expenses, tax and transactions costs, which the benchmark index is not subject to.
- The annual return is for a 12 month period ending 31 December.
- The Fund launched in 2013.
- This unit class launched in 2013.

PRACTICAL INFORMATION

- The trustee and depositary is Northern Trust Global Services Limited.
- You can obtain further information about the Fund including copies of its prospectus, application forms and the latest annual and semi-annual reports at www.legalandgeneral.com/reports. Paper copies of these documents are also available from: Legal & General Investments, PO Box 6080, Wolverhampton WV1 9RB. We provide documents free of charge and in English.
- A Guide to Investing with Us at www.legalandgeneral.com/guide gives further information about investing generally, including pricing.
- Investors can get other practical information, including the latest buying and selling prices, spreads and details of any other unit classes that are available, by calling us on **0370 050 0955** Monday to Friday between 8.30am and 6.00pm. Call charges will vary.
- UK tax legislation may have an impact on each investor's personal tax position.
- Legal & General (Unit Trust Managers) Limited may be held liable solely on the basis of any statement contained in this document that is misleading, inaccurate or inconsistent with the relevant parts of the Prospectus for the Fund.
- You can find details of our Remuneration Policy at www.lgim.com/remuneration. You can also request a paper copy free of charge. The Policy includes details of our Remuneration Committee and how remuneration and benefits are calculated.
- The benchmark utilised by the Fund is provided by a benchmark administrator which is currently availing of the transitional arrangements afforded under Regulation (EU) 2016/1011 and accordingly does not currently appear on the register of administrators and benchmarks maintained by ESMA.

KEY INVESTOR INFORMATION

This document provides you with key investor information about this fund. It is not marketing material. The information is required by law to help you understand the nature and the risks of investing in this fund. You are advised to read it so you can make an informed decision about whether to invest.

Legal & General US Index Trust (the "Fund") Class I Income ISIN: GB00B0CNGS66

The authorised fund manager of the Fund is Legal & General (Unit Trust Managers) Limited.

OBJECTIVE AND INVESTMENT POLICY

Objective

The objective of this Fund is to provide growth by tracking the performance of the FTSE USA Index.

Investment policy:

- The Fund will invest almost entirely in company shares. The Fund's investments will closely match those that make up the Index. The Index consists of a broad spread of US company shares.
- The Fund may use derivatives (contracts which have a value linked to the price of another asset) to:
 - reduce risk or cost; or
 - generate additional capital or income with no, or an acceptably low, level of risk.

Other information:

- If you hold income units, income from investments held by the Fund will be paid out to you (as a dividend). This will reduce your capital growth accordingly.

- You can buy or sell units in this Fund on any business day. You need to contact us with your instruction before 3.00pm. This is the time we calculate unit prices for this Fund. If you contact us after 3.00pm, the units will be bought or sold at the next business day's price.
- The Fund's base currency is denominated in sterling (British pounds).
- This Fund is designed for investors looking for growth from an investment in US company shares.
- Although investors can take their money out at any time, this Fund may not be appropriate for those who plan to withdraw their money within five years.
- This Fund is not designed for investors who cannot afford more than a minimal loss of their investment.
- If you do not understand this document we recommend you seek additional information to help you decide if this Fund is right for you.

RISK AND REWARD PROFILE



1	2	3	4	5	6	7
---	---	---	---	---	---	---

- This risk and reward indicator is based on historical data which may not be a reliable indication of the Fund's risk and reward category in the future.
- The category number highlighted above reflects the rate at which the Fund's unit price has moved up and down in the past. If the Fund has less than 5 years' track record, the number also reflects the rate at which the index the Fund tracks has moved up and down in the past. Higher numbers mean the potential reward could be greater, but this comes with increased risk of losing money.
- The Fund is in category 5 because it invests in company shares which are sensitive to variations in the stock market. The value of company shares can change substantially over short periods of time. Company shares are generally considered to be higher risk investments than bonds or cash.
- The Fund's category is not guaranteed to remain the same and may change over time.
- Even a fund in the lowest category is not a risk free investment.
- The value of your investment and any income you take from it may fall as well as rise and is not guaranteed. You might get back less than you invest.
- Further information on the risks of investing in this fund is contained in the Prospectus available at www.legalandgeneral.com/reports.

The risk and reward indicator may not take account of the following risks of investing in the Fund:

- The Fund could lose money if any institutions providing services such as acting as counterparty to derivatives or other instruments, becomes unwilling or unable to meet its obligations to the Fund.
- Derivatives are highly sensitive to changes in the value of the asset on which they are based and can increase the size of losses and gains.
- The Fund may have underlying investments that are valued in currencies that are different from sterling (British Pounds). Any such investments will be impacted by exchange rate fluctuations and this may affect the value of your investment and any income from it. Currency hedging techniques may be applied to reduce the impact of exchange rate fluctuations but may not entirely eliminate it.

CHARGES FOR THIS FUND

The charges you pay are used to pay the costs of running the Fund, including the costs of marketing and distributing it. These charges reduce the potential return from your investment.

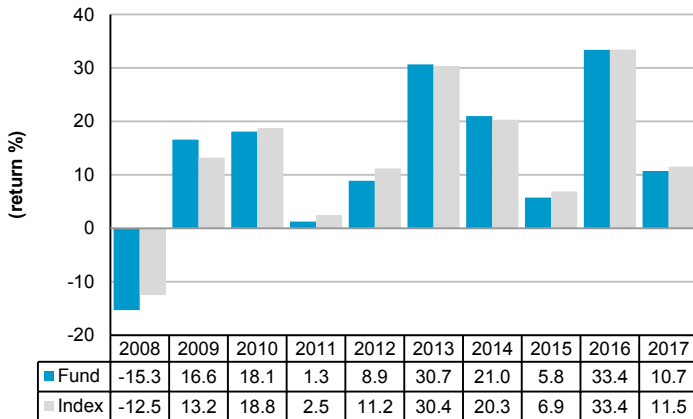
One-off charges taken before or after you invest	
Entry charge	0.00%*
Exit charge	0.00%*
This is the maximum that might be taken out of your money before it is invested.	
*The Fund also incurs a unit price spread. See opposite.	
Charges taken from the fund over a year	
Ongoing charges	0.10%
Charges taken from the fund under certain specific conditions	
Performance fee	None

- There are no entry or exit charges for this Fund.
- The ongoing charges figure is based on the latest available expenses at December 2017. This figure may change in the future.
- This Fund's ongoing charges include any charges made by any other funds it may invest in. They exclude portfolio transaction costs.
- The ongoing charges are taken from the income of the Fund.

Other costs:

- **Unit price spread:** on any day, the prices for buying or selling units in this Fund are the same. However, there are maximum and minimum prices we can charge for units, reflecting the difference between the buying and selling prices of the assets in the Fund and costs associated with buying and selling the assets. From day to day we will set the unit price between the maximum and minimum depending on whether money is coming into or leaving the Fund. The difference between the maximum and minimum price, which is the most the price can change, can vary but as an example, the maximum price for units in this Fund was 0.14% higher than the minimum price at 31 December 2017.
- For more information about charges and costs, please see the charges and expenses section in the Fund's Prospectus, or visit our website at legalandgeneral.com/chargesandfees.

PAST PERFORMANCE



- Past performance is not a guide to future performance.
- The figures for the Fund take into account the ongoing charges and assume income (after any tax) is reinvested. The figures do not take account of any bid-offer spread or dilution levy or any transaction costs.
- The performance has been calculated in sterling (British pounds).
- The Fund will not replicate the performance of its benchmark index perfectly. This is because the Fund will incur drags on performance such as expenses, tax and transactions costs, which the benchmark index is not subject to.
- The annual return is for a 12 month period ending 31 December.
- The Fund launched in 1992.
- This unit class launched in 2005.

PRACTICAL INFORMATION

- The trustee and depositary is Northern Trust Global Services Limited.
- You can obtain further information about the Fund including copies of its prospectus, application forms and the latest annual and semi-annual reports at www.legalandgeneral.com/reports. Paper copies of these documents are also available from: Legal & General Investments, PO Box 6080, Wolverhampton WV1 9RB. We provide documents free of charge and in English.
- A Guide to Investing with Us at www.legalandgeneral.com/guide gives further information about investing generally, including pricing.
- Investors can get other practical information, including the latest buying and selling prices, spreads and details of any other unit classes that are available, by calling us on **0370 050 0955** Monday to Friday between 8.30am and 6.00pm. Call charges will vary.
- UK tax legislation may have an impact on each investor's personal tax position.
- Legal & General (Unit Trust Managers) Limited may be held liable solely on the basis of any statement contained in this document that is misleading, inaccurate or inconsistent with the relevant parts of the Prospectus for the Fund.
- You can find details of our Remuneration Policy at www.lgim.com/remuneration. You can also request a paper copy free of charge. The Policy includes details of our Remuneration Committee and how remuneration and benefits are calculated.
- The benchmark utilised by the Fund is provided by a benchmark administrator which is currently availing of the transitional arrangements afforded under Regulation (EU) 2016/1011 and accordingly does not currently appear on the register of administrators and benchmarks maintained by ESMA.

Key Investor Information

This document provides you with key investor information about this Fund. It is not marketing material. The information is required by law to help you understand the nature and the risks of investing in this Fund. You are advised to read it so you can make an informed decision about whether to invest.



M&G Emerging Markets Bond Fund

a sub-fund of M&G Investment Funds (3)

Sterling Class I – Income shares ISIN no. GB00B4TL2D89

Managed by M&G Securities Limited, which is part of the Prudential Group

Objective and investment policy

The fund aims to provide income and capital growth.

Core investment: At least 70% of the fund is invested in bonds issued by the governments, government agencies or companies of emerging market nations*, which can be denominated in any currency.

Other investments: The fund also invests in currencies, focusing mainly on emerging market currencies and major currencies such as the US dollar and euro. It also holds cash or assets that can be turned into cash quickly.

Use of derivatives: Derivatives may be used to invest indirectly in bonds, to reduce risks and costs and to manage the impact of changes in currency exchange rates on the fund's investments.

Strategy in brief: The fund manager selects investments based on an assessment of global, regional, and country-specific macroeconomic factors, followed by in-depth analysis of individual bond issuers. The manager is assisted in the selection of individual bonds by the deputy fund manager and an in-house team of analysts. The fund is diversified by investing in a range of bonds from across the global emerging markets.

* M&G has the discretion to decide which countries qualify as emerging markets. Typically, these will be countries that the International Monetary Fund or World Bank defines as emerging or developing economies.

Glossary terms

Bonds: Loans to governments and companies that pay interest.

Derivatives: Financial contracts whose value is derived from other assets.

Other information

The fund may invest more than 35% in securities issued or guaranteed by a member state of the European Economic Area or other countries listed in the fund's Prospectus. This investment may be combined with the use of derivatives in pursuit of the fund's investment objective.

The fund manager has the freedom to decide which investments should be held in the fund.

You can buy and sell shares in the fund on any business day. Provided we receive your instructions before 12 noon, shares will be bought at that day's price.

Any income from the fund may be paid out to you semi-annually.

In addition to the charges set out in the charges section, the fund will incur portfolio transaction costs which are paid from the assets of the fund. These can be higher when investing outside Europe.

Risk and reward profile



• The above risk number is based on the rate at which the value of the fund has moved up and down in the past. It may not be a reliable indicator of the future risk profile of the fund.

• The risk number shown is not guaranteed and may change over time.

• The lowest risk number does not mean risk free.

The main risks that could affect performance are set out below:

• The value of investments and the income from them will rise and fall. This will cause the fund price, as well as any income paid by the fund, to fall as well as rise. There is no guarantee the fund will achieve its objective, and you may not get back the amount you originally invested.

• The value of the fund may fall if the issuer of a fixed income security held is unable to pay income payments or repay its debt (known as a default).

• When interest rates rise, the value of the fund is likely to fall.

• Changes in currency exchange rates will affect the value of your investment.

• The fund will invest in emerging markets which are generally smaller, more sensitive to economic and political factors, and where investments are less easily bought and sold. In exceptional circumstances, the fund may encounter difficulties when selling or collecting income from these investments, which could cause the fund to incur a loss. In extreme circumstances, it could lead to the temporary suspension of dealing in shares in the fund.

• The fund may use derivatives in a limited way to gain exposure to investments exceeding the value of the fund (leverage). This may cause greater changes in the fund's price and increase the risk of loss.

• The fund may use derivatives with the aim of profiting from a rise or a fall in the value of an asset (for example, a company's bonds). However, if the asset's value varies in a different manner, the fund may incur a loss.

• Where market conditions make it hard to sell the fund's investments at a fair price to meet customers' sale requests, we may temporarily suspend dealing in the fund's shares.

• Some transactions the fund makes, such as placing cash on deposit, require the use of other financial institutions (for example, banks). If one of these institutions defaults on their obligations or becomes insolvent, the fund may incur a loss.

A more detailed description of the risk factors that apply to the fund can be found in the fund's Prospectus.

Charges

The charges shown in the table are used to pay the costs of running the fund, including the costs of marketing and distributing it. These charges reduce the potential growth of your investment.

One-off charges taken before or after you invest	
Entry charge	0.00%
Exit charge	0.00%
The entry charge is the maximum that might be taken out of your money before it is invested.	
Charges taken from the fund over a year	
Ongoing charge	0.79%
Charges taken from the fund under certain specific conditions	
Performance fee	None

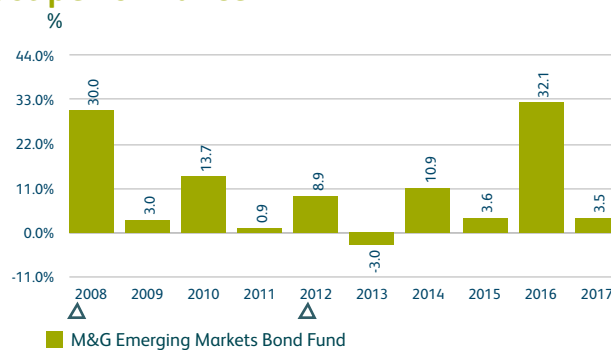
The entry and exit charges shown are the maximum figures and, in some cases, you may pay less. You can find out the exact charges which apply to your investment by contacting your financial adviser or distributor or, if you have invested directly with us, you can contact us using the details given in the practical information section.

The ongoing charge is based on expenses for the year ending 30 June 2018. This figure may change from year to year. It excludes portfolio transaction costs.

For Income shares, the ongoing charge is taken from investments held in the fund's portfolio and not from the income these investments produce. The deduction of this charge will reduce the potential growth of your investment.

For more information on charges, please see the relevant sections of the Prospectus at www.mandg.co.uk/literature

Past performance



- Past performance is not a guide to future performance.
 - The past performance calculation excludes UK taxes from 01 January 2017. It does not take into account the entry and exit charges but does take into account the ongoing charge, as shown in the charges section.
 - The Fund launched on 15 October 1999 and the Sterling Class I Income share class launched on 19 April 2012.
 - Past performance is calculated using Sterling Class I Income shares.
- △ 01 September 2008. The fund changed its objective. The past performance shown before this change was therefore achieved under circumstances that no longer apply. For more information about this change, visit www.mandg.co.uk/objectivechange
- △ 19 April 2012. The fund changed its objective. The past performance shown before this change was therefore achieved under circumstances that no longer apply. For more information about this change, visit www.mandg.co.uk/objectivechange

Practical information

The depositary is NatWest Trustee and Depositary Services Limited.

For more information about this fund, please visit www.mandg.co.uk/literature where you will find a copy of the Prospectus, Instrument of Incorporation and the latest annual or interim Investment Report and Financial Statements. These documents are in English and are available free of charge. Our website also provides other information such as share prices.

UK tax laws apply to the fund, and this may affect your personal tax position. Please speak to an adviser for more information.

M&G Securities Limited may be held liable solely on the basis of any statement contained in this document that is misleading, inaccurate or inconsistent with the relevant parts of the Prospectus for the fund.

The fund is a sub-fund of M&G Investment Funds (3), an umbrella Open Ended Investment Company (OEIC). The Prospectus, and annual or interim Investment Report and Financial Statements contain information about all of the sub-funds in M&G Investment Funds (3).

The assets of each sub-fund within the umbrella OEIC are segregated by law. This means that the assets belong exclusively to that sub-fund and shall not be used or made available to pay the debts of any other sub-fund or the umbrella OEIC.

You may switch between other sub-funds of M&G Investment Funds (3). An entry charge may apply. Details on switching are provided in the Important Information for Investors document and the fund's Prospectus, or by calling M&G Customer Relations on 0800 390 390.

Other share classes may exist for the fund as set out in the relevant Prospectus.

For up-to-date details of the staff remuneration policy that applies to M&G Securities Limited, including a description of how remuneration and benefits are calculated, the make-up of the remuneration committee, and the identities of persons responsible for awarding the remuneration and benefits, please visit www.mandg.co.uk/remuneration. We will provide a paper copy of this information, free of charge, if you require one.

This Fund is authorised in the UK and regulated by the Financial Conduct Authority. M&G Securities Limited is authorised in the UK and regulated by the Financial Conduct Authority.

This key investor information is accurate as at 02 November 2018.

Important Notice

9 October 2018

This document contains important information relating to an upcoming change to the M&G North American Dividend Fund, before progressing to your selected document.

Before investing, you should read the information contained in this document, as well as an up-to-date version of the Key Investor Information Document (KIID) for this fund. You should also read the Important Information for Investors document, which includes M&G's terms and conditions.

M&G North American Dividend Fund

Dear Investor,

Please note that, at an Extraordinary General Meeting of Shareholders held on 4th October 2018, non-GBP investors voted in favour of merging their shareclasses into M&G (Lux) Investment Funds 1.

As a result, dealing in this fund will be suspended for one day to facilitate the merger.

For more information, including the date and effect of the suspension, please visit www.mandg.com/BrexitMergerDocumentation

Key Investor Information

This document provides you with key investor information about this Fund. It is not marketing material. The information is required by law to help you understand the nature and the risks of investing in this Fund. You are advised to read it so you can make an informed decision about whether to invest.



M&G North American Dividend Fund

a sub-fund of M&G Investment Funds (1)

Sterling Class I – Income shares ISIN no. GB00B7F5Y731

Managed by M&G Securities Limited, which is part of the Prudential Group

Objective and investment policy

The fund aims to increase income distributions over five years or more and grow capital.

Core investment: At least 70% of the fund is invested in the shares of North American companies with the potential to grow their dividends over the long term.

Other investments: Generally, less than 10% is held as cash or assets that can be turned into cash quickly.

Strategy in brief: The fund manager has the freedom to decide which investments to hold in the fund. The focus is on companies with the potential to grow their dividends over the long term, although dividend yield is not the primary consideration for stock selection. The fund invests in company shares from across a wide range of sectors and company sizes. The fund manager selects stocks with different sources of dividend growth to build a fund that has the potential to cope in a variety of market conditions. When attempting to grow distributions, the fund manager's main focus is on delivering an increase in US dollar terms.

Performance measurement: The fund is actively managed. The S&P 500 Index is a point of reference against which the performance of the fund may be measured.

Glossary terms

Dividend yield: Annual income distributed as a percentage of the share price.

Other information

The fund manager has the freedom to decide which investments should be held in the fund.

You can buy and sell shares in the fund on any business day. Provided we receive your instructions before 12 noon, shares will be bought at that day's price.

Any income from the fund may be paid out to you quarterly.

In addition to the charges set out in the charges section, the fund will incur portfolio transaction costs which are paid from the assets of the fund.

Risk and reward profile



• The above risk number is based on the rate at which the value of the fund has moved up and down in the past. It may not be a reliable indicator of the future risk profile of the fund.

- The risk number shown is not guaranteed and may change over time.
- The lowest risk number does not mean risk free.

The main risks that could affect performance are set out below:

- The value of investments and the income from them will rise and fall. This will cause the fund price, as well as any income paid by the fund, to fall as well as rise. There is no guarantee the fund will achieve its objective, and you may not get back the amount you originally invested.
- Changes in currency exchange rates will affect the value of your investment.
- This fund holds a relatively small number of investments and, as a result, may experience larger price rises and falls than a fund which holds a larger number of investments.
- Where market conditions make it hard to sell the fund's investments at a fair price to meet customers' sale requests, we may temporarily suspend dealing in the fund's shares.
- Some transactions the fund makes, such as placing cash on deposit, require the use of other financial institutions (for example, banks). If one of these institutions defaults on their obligations or becomes insolvent, the fund may incur a loss.

A more detailed description of the risk factors that apply to the fund can be found in the fund's Prospectus.

Charges

The charges shown in the table are used to pay the costs of running the fund, including the costs of marketing and distributing it. These charges reduce the potential growth of your investment.

One-off charges taken before or after you invest	
Entry charge	0.00%
Exit charge	0.00%
The entry charge is the maximum that might be taken out of your money before it is invested.	
Charges taken from the fund over a year	
Ongoing charge	0.91%
Charges taken from the fund under certain specific conditions	
Performance fee	None

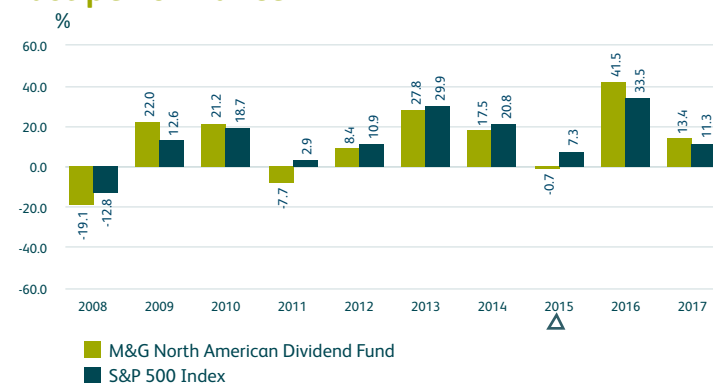
The entry and exit charges shown are the maximum figures and, in some cases, you may pay less. You can find out the exact charges which apply to your investment by contacting your financial adviser or distributor or, if you have invested directly with us, you can contact us using the details given in the practical information section.

The ongoing charge is based on expenses for the year ending 28 February 2018. This figure may change from year to year. It excludes portfolio transaction costs.

For Income shares, the ongoing charge is taken from investments held in the fund's portfolio and not from the income these investments produce. The deduction of this charge will reduce the potential growth of your investment.

For more information on charges, please see the relevant sections of the Prospectus at www.mandg.co.uk/literature

Past performance



- Past performance is not a guide to future performance.
 - The past performance calculation includes UK taxes. It does not take into account the entry and exit charges but does take into account the ongoing charge and the performance fee, as shown in the charges section.
 - The Fund launched on 18 December 1972 and the Sterling Class I Income share class launched on 03 August 2012.
 - Sterling Class I - Income shares do not have 10 complete years of past performance information available as they launched on 03 August 2012. Therefore, past performance information for Sterling Class A Shares has been used for the period.
- △ 28 April 2015. The fund changed its objective. The past performance shown before this change was therefore achieved under circumstances that no longer apply. For more information about this change, visit www.mandg.co.uk/objectivechange

Practical information

The depositary is NatWest Trustee and Depositary Services Limited.

For more information about this fund, please visit www.mandg.co.uk/literature where you will find a copy of the Prospectus, Instrument of Incorporation and the latest annual or interim Investment Report and Financial Statements. These documents are in English and are available free of charge. Our website also provides other information such as share prices.

UK tax laws apply to the fund, and this may affect your personal tax position. Please speak to an adviser for more information.

M&G Securities Limited may be held liable solely on the basis of any statement contained in this document that is misleading, inaccurate or inconsistent with the relevant parts of the Prospectus for the fund.

The fund is a sub-fund of M&G Investment Funds (1), an umbrella Open Ended Investment Company (OEIC). The Prospectus, and annual or interim Investment Report and Financial Statements contain information about all of the sub-funds in M&G Investment Funds (1).

The assets of each sub-fund within the umbrella OEIC are segregated by law. This means that the assets belong exclusively to that sub-fund and shall not be used or made available to pay the debts of any other sub-fund or the umbrella OEIC.

You may switch between other sub-funds of M&G Investment Funds (1). An entry charge may apply. Details on switching are provided in the Important Information for Investors document and the fund's Prospectus, or by calling M&G Customer Relations on 0800 390 390.

Other share classes may exist for the fund as set out in the relevant Prospectus.

For up-to-date details of the staff remuneration policy that applies to M&G Securities Limited, including a description of how remuneration and benefits are calculated, the make-up of the remuneration committee, and the identities of persons responsible for awarding the remuneration and benefits, please visit www.mandg.co.uk/remuneration. We will provide a paper copy of this information, free of charge, if you require one.

This Fund is authorised in the UK and regulated by the Financial Conduct Authority. M&G Securities Limited is authorised in the UK and regulated by the Financial Conduct Authority.

This key investor information is accurate as at 28 September 2018.

This document provides you with key investor information about this fund. It is not marketing material. The information is required by law to help you understand the nature and the risks of investing in this fund. You are advised to read it so you can make an informed decision about whether to invest.

Royal London Corporate Bond Fund (Income - Class M Shares)

A sub-fund of Royal London Bond Funds ICVC ISIN: GB00B6XZQT43
Managed by Royal London Unit Trust Managers Limited

Objectives and investment policy

Objective The investment objective of the Fund is to maximise investment return through income but with some capital growth over the medium (5 years) to long (7 years) term.

Policy The Fund invests mainly in high quality sterling denominated bonds issued by companies. The Fund may use derivatives, but for efficient portfolio management purposes only.

Recommendation The Fund may not be appropriate for investors who plan to withdraw their money within 5 years.

Concepts to understand

Bonds Securities that represent an obligation to repay a debt, with interest. Investment grade bonds are high quality bonds that are viewed as being highly likely to make all scheduled payments of interest and principal. Low quality bonds carry higher risk but also typically pay higher rates of interest.

Derivative A financial instrument whose price is dependent upon or derived from one or more underlying asset.

Efficient Portfolio Management An investment technique that allows the use of derivatives for at least one of the following purposes: to increase the value of the Fund; to protect the value of the Fund or to reduce the risks of certain investments.

You can buy and sell your shares on each working day, except public holidays, at 12:00 noon if you tell us before 12:00 noon that you want to do so. Instructions received after 12:00 noon will be processed at 12:00 noon on the following working day.

The following share classes are available for the Fund: Income A, Income M, Accumulation M, Income Y, Accumulation Y, Income Z. All share classes are subject to a minimum investment. If this is an income share class, any income will be paid out to you. If this is an accumulation share class, any income will be reinvested in the Fund.

Risk and reward profile



Lower potential risk/reward Higher potential risk/reward
The Fund is ranked in risk category 3 because its unit price has shown a low to medium level of volatility historically. As an investment, bonds are typically more volatile than money market instruments but less volatile than shares. Bonds issued by corporations are typically more volatile than bonds issued by governments. The indicator has been calculated using historical data and may not be a reliable indication of the future risk profile of the Fund.

The risk and reward indicator is not a measure of the expected rise or fall in capital but shows how sharply the Fund's share price has gone up and down historically.

A fund whose share price has experienced sharp or large increases or decreases will sit in a higher risk category, whereas a fund whose share price has experienced small or gradual increases or decreases will sit in a lower risk category.

The indicator is calculated using a standard methodology that is used by all companies offering such funds in Europe.

The risk/reward indicator is an estimate and not a guarantee. Going forward, the Fund's actual volatility could be higher or lower, and its rated risk/reward profile could change. The lowest risk category does not mean the investment is risk free.

The risk indicator does not adequately capture the following risks, which are materially relevant to the Fund:

Credit Risk Issuers of certain fixed income securities could become unable to make income or capital payments on their debt. As such the value of a security will fall in the event of a rating downgrade or default of the issuer. In general fixed income securities that pay a higher level of income usually have a lower credit rating because of the increased risk of default.

Interest Rate Risk Fixed interest securities are particularly affected by trends in interest rates and inflation. If interest rates go up, the value of capital may fall, and vice versa. Inflation will also decrease the real value of capital.

Liquidity Risk In difficult market conditions the value of certain fund investments may be less predictable than normal. In some cases this may make such investments harder to sell at the last quoted market price, or at a price considered to be fair. Such conditions could result in unpredictable changes in the value of your holding.

For more about fund risks, see the risk factors section in the full Prospectus (www.rlam.co.uk/Home/Individual-Investor/Fund-Performance--Prices/)

Charges

The charges you pay are used to pay the costs of running the Fund, including the costs of marketing and distributing the Fund. These charges reduce the potential growth of the investment.

One-off charges taken before or after you invest:

Entry charge 0.00%

Exit charge 0.00%

Charges taken from the fund over a year:

Ongoing charge 0.52%

Charges taken from the fund under specific conditions:

Performance fee none

The entry and exit charge is the maximum that might be taken out of your money before it is invested or before the proceeds of your investment are paid out.

For the entry and exit charges, if you are not eligible for this share class you will pay more than the amounts shown. Consult your financial adviser.

Ongoing charges figure is based on expenses for the year ending 31 October 2017. This figure may vary from year to year and does not include portfolio transaction costs. Ongoing charges are the same for all investors.

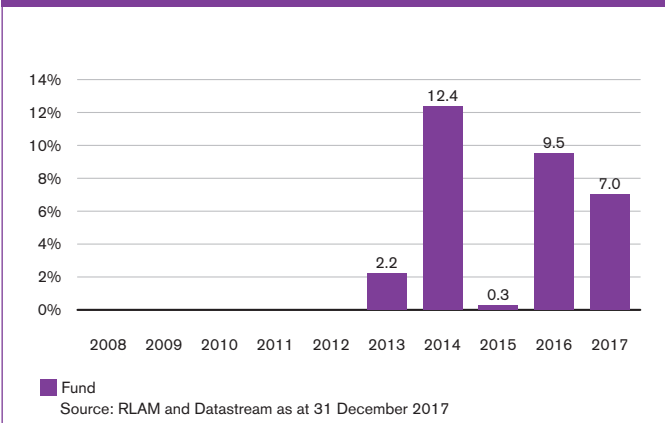
For more about charges, see the expenses section in the full Prospectus and supplement (www.rlam.co.uk/Home/Individual-Investor/Fund-Performance--Prices/)

Past performance

The graph shows fund performance over the past 10 years where available. Past performance is no guarantee of future performance. The figure for a given year shows how much the Fund increased or decreased in value during that year. These results reflect ongoing charges taken from the Fund, but do not reflect any entry charges you might have to pay.

The Fund was launched on 29 March 1999 and the share class on 1 May 2012.

The Royal London Corporate Bond Fund (Income - Class M Shares) in GBP



The Fund was initially launched as a unit trust but was converted to an open-ended investment company (OEIC) with effect from 30 April 2010.

Past performance is not a guide to future performance and may not be repeated. The value of investments may go down as well as up and you may not get back the amount you originally invested.

The chart shows performance in British pounds after the ongoing charges and the portfolio transaction costs have been paid. Entry and exit charges are excluded from calculations of past performance.

Practical information

Depository HSBC Bank plc

Additional Information: This Key Investor Information Document (KIID) may not contain all the information you need. For additional information on this fund (including the Supplementary Information Document), on other share classes of this fund and on other funds, or to obtain a free copy of the Fund's Prospectus or the annual and semi-annual shareholder reports, call the information line or write to the registered office, details of which are below. Alternatively, visit www.rlam.co.uk. The Prospectus and shareholder reports are in English.

This document describes one share class of the Fund. The Prospectus and annual and semi-annual shareholder reports are prepared for the entire fund across all share classes.

For fund performance and most recent share price, visit www.rlam.co.uk.

Should you wish to switch share classes or funds, please see the "Switching" section of the Prospectus for details.

Tax: Investors should note that the tax legislation that applies to the Fund may have an impact on the personal tax position of their investment in the Fund. Contact your adviser to discuss tax treatment, suitability of this investment, and other questions.

Notices: Royal London Unit Trust Managers may be held liable solely on the basis of any statement contained in this document that is misleading, inaccurate or inconsistent with the relevant parts of the Prospectus for the UCITS.

The Fund is a sub-fund of Royal London Bond Funds ICVC (a UCITS umbrella company). The prospectus and long reports (shareholder reports) are prepared for the entire company. The assets and liabilities of each sub-fund are segregated by law. Therefore, the assets of the Fund belong exclusively to it and are not available to meet the liabilities of any other fund of Royal London Bond Funds ICVC.

This Fund is authorised in the United Kingdom and regulated by the Financial Conduct Authority (FCA).

Details of the Company's remuneration policy are available at www.rlam.co.uk including: (a) a description of how remuneration and benefits are calculated; and (b) the identities of persons responsible for awarding remuneration and benefits. A paper copy of these details may be obtained, free of charge, on request from the Company, at the address below.

Address: Royal London Asset Management
55 Gracechurch Street, London EC3V 0RL

Telephone: 03456 04 04 04

Website: www.rlam.co.uk

A member of the Investment Association

Publication Date: This Key Investor Information is accurate as at 9 February 2018.

This document provides you with key investor information about this fund. It is not marketing material. The information is required by law to help you understand the nature and the risks of investing in this fund. You are advised to read it so you can make an informed decision about whether to invest.

Royal London Short Duration Credit Fund (Income - Class M Shares)

A sub-fund of Royal London Bond Funds ICVC ISIN: GB00BD050949
Managed by Royal London Unit Trust Managers Limited

Objectives and investment policy

Objective The investment objective of the Fund is to maximise investment return through income but with some capital growth over the medium (5 years) to long (7 years) term.

Policy The Fund invests predominantly in high quality fixed or floating rate sterling denominated bonds issued by companies. The Fund has a target duration of less than five years. The Fund may use derivatives, but for efficient portfolio management purposes only.

Recommendation The Fund may not be appropriate for investors who plan to withdraw their money within 5 years.

Concepts to understand

Bonds Securities that represent an obligation to repay a debt, with interest. Investment grade bonds are high quality bonds that are viewed as being highly likely to make all scheduled payments of interest and principal. Low quality bonds carry higher risk but also typically pay higher rates of interest.

Derivative A financial instrument whose price is dependent upon or derived from one or more underlying asset.

Efficient Portfolio Management An investment technique that allows the use of derivatives for at least one of the following purposes: to increase the value of the Fund; to protect the value of the Fund or to reduce the risks of certain investments.

Duration Measures the sensitivity of the price of a bond to a change in interest rates. Duration is measured in years. A lower duration means there will be a smaller impact on the price of a bond for a given change in interest rates with a higher duration resulting in a larger movement in the price of a bond. The change in the price of a bond has an inverse relationship with the change in interest rates.

You can buy and sell your shares on each working day, except public holidays, at 12:00 noon if you tell us before 12:00 noon that you want to do so. Instructions received after 12:00 noon will be processed at 12:00 noon on the following working day.

The following share classes are available for the Fund: Accumulation M, Accumulation Z, Income M, Income Z and Accumulation R. All share classes are subject to a minimum investment. If this is an income share class, any income will be paid out to you. If this is an accumulation share class, any income will be reinvested in the Fund.

Risk and reward profile



Lower potential risk/reward Higher potential risk/reward
The Fund is ranked in risk category 3 because its simulated unit price has shown a low to medium level of volatility historically. The SRRI was calculated using some synthetic data and may not be a reliable indication of the future risk profile. As an investment, bonds are typically more volatile than money market instruments but less volatile than shares. Bonds issued by corporations are typically more volatile than bonds issued by governments.

The risk and reward indicator is not a measure of the expected rise or fall in capital but shows how sharply the Fund's share price has gone up and down historically.

A fund whose share price has experienced sharp or large increases or decreases will sit in a higher risk category, whereas a fund whose share price has experienced small or gradual increases or decreases will sit in a lower risk category.

The indicator is calculated using a standard methodology that is used by all companies offering such funds in Europe.

The risk/reward indicator is an estimate and not a guarantee. Going forward, the Fund's actual volatility could be higher or lower, and its rated risk/reward profile could change. The lowest risk category does not mean the investment is risk free.

The risk indicator does not adequately capture the following risks, which are materially relevant to the Fund:

Credit Risk Issuers of certain fixed income securities could become unable to make income or capital payments on their debt. As such the value of a security will fall in the event of a rating downgrade or default of the issuer. In general fixed income securities that pay a higher level of income usually have a lower credit rating because of the increased risk of default.

Interest Rate Risk Fixed interest securities are particularly affected by trends in interest rates and inflation. If interest rates go up, the value of capital may fall, and vice versa. Inflation will also decrease the real value of capital.

Liquidity Risk In difficult market conditions the value of certain fund investments may be less predictable than normal. In some cases this may make such investments harder to sell at the last quoted market price, or at a price considered to be fair. Such conditions could result in unpredictable changes in the value of your holding.

For more about fund risks, see the "Risk Factors" section in the Prospectus (www.rlam.co.uk/Home/Individual-Investor/Fund-Performance-Prices/)

Charges

The charges you pay are used to pay the costs of running the Fund, including the costs of marketing and distributing the Fund. These charges reduce the potential growth of the investment.

One-off charges taken before or after you invest:

Entry charge 0.00%

Exit charge 0.00%

Charges taken from the fund over a year:

Ongoing charge 0.34%

Charges taken from the fund under specific conditions:

Performance fee none

The entry and exit charge is the maximum that might be taken out of your money before it is invested or before the proceeds of your investment are paid out.

For the entry and exit charges, if you are not eligible for this share class you will pay more than the amounts shown. Consult your financial adviser.

Ongoing charges figure is based on expenses for the year ending 31 October 2017. This figure may vary from year to year and does not include portfolio transaction costs. Ongoing charges are the same for all investors.

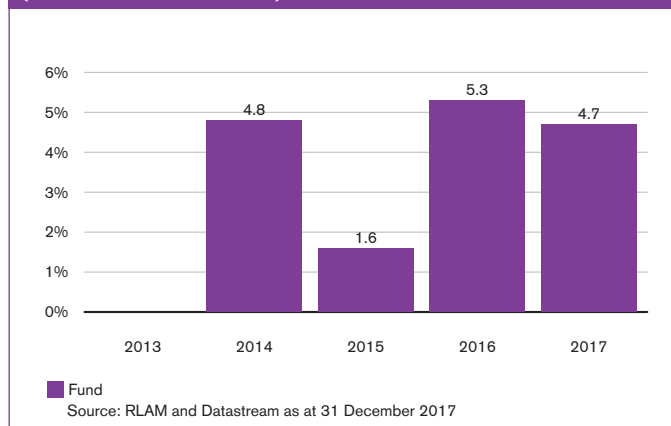
For more about charges, see the expenses section in the full Prospectus and supplement (www.rlam.co.uk/Home/Individual-Investor/Fund-Performance-Prices/)

Past performance

The graph shows fund performance over the past 5 years where available. Past performance is no guarantee of future performance. The figure for a given year shows how much the Fund increased or decreased in value during that year. These results reflect ongoing charges taken from the Fund, but do not reflect any entry charges you might have to pay.

The Fund and share class were launched on 11 July 2013.

The Royal London Short Duration Credit Fund (Income - Class M Shares) in GBP



Past performance is not a guide to future performance and may not be repeated. The value of investments may go down as well as up and you may not get back the amount you originally invested.

The chart shows performance in British pounds after the ongoing charges and the portfolio transaction costs have been paid. Entry and exit charges are excluded from calculations of past performance.

Practical information

Depository HSBC Bank plc

Additional Information: This Key Investor Information Document (KIID) may not contain all the information you need. For additional information on this fund (including the Supplementary Information Document), on other share classes of this fund and on other funds, or to obtain a free copy of the Fund's Prospectus or the annual and semi-annual shareholder reports, call the information line or write to the registered office, details of which are below. Alternatively, visit www.rlam.co.uk. The Prospectus and shareholder reports are in English.

This document describes one share class of the Fund. The Prospectus and annual and semi-annual shareholder reports are prepared for the entire fund across all share classes.

For fund performance and most recent share price, visit www.rlam.co.uk.

Should you wish to switch share classes or funds, please see the "Switching" section of the Prospectus for details.

Tax: Investors should note that the tax legislation that applies to the Fund may have an impact on the personal tax position of their investment in the Fund. Contact your adviser to discuss tax treatment, suitability of this investment, and other questions.

Notices: Royal London Unit Trust Managers may be held liable solely on the basis of any statement contained in this document that is misleading, inaccurate or inconsistent with the relevant parts of the Prospectus for the UCITS.

The Fund is a sub-fund of Royal London Bond Funds ICVC (a UCITS umbrella company). The prospectus and long reports (shareholder reports) are prepared for the entire company. The assets and liabilities of each sub-fund are segregated by law. Therefore, the assets of the Fund belong exclusively to it and are not available to meet the liabilities of any other fund of Royal London Bond Funds ICVC.

This Fund is authorised in the United Kingdom and regulated by the Financial Conduct Authority (FCA).

Details of the Company's remuneration policy are available at www.rlam.co.uk including: (a) a description of how remuneration and benefits are calculated; and (b) the identities of persons responsible for awarding remuneration and benefits. A paper copy of these details may be obtained, free of charge, on request from the Company, at the address below.

Address: Royal London Asset Management
55 Gracechurch Street, London EC3V 0RL

Telephone: 03456 04 04 04

Website: www.rlam.co.uk

A member of the Investment Association

Publication Date: This Key Investor Information is accurate as at 4 October 2018.

This document provides you with key investor information about this fund. It is not marketing material. The information is required by law to help you understand the nature and the risks of investing in this fund. You are advised to read it so you can make an informed decision about whether to invest.

Schroder High Yield Opportunities Fund

an Authorised Unit Trust of Schroder Unit Trusts Limited

Class Z Income GBP (GB00B5143284)

This fund is managed by Schroder Unit Trusts Limited, which is a member of the Schroders Group.

Objectives and Investment Policy

Objectives

The fund aims to provide income by investing in fixed and floating rate securities worldwide. The fund also aims to provide capital growth.

Investment Policy

The fund invests at least 80% of its assets in bonds (denominated in or hedged back into sterling) issued by governments, government agencies and companies worldwide.

The fund invests at least 50% of its assets in Pan-European bonds.

The fund invests at least 80% of its assets in below investment grade securities (as measured by Standard & Poor's or any other equivalent credit rating agencies) or in unrated securities.

The fund may also invest in collective investment schemes and warrants, and hold cash.

The fund may use derivatives with the aim of achieving investment gains, reducing risk or managing the fund more efficiently. The fund may use leverage and take short positions.

Benchmark

This unit class is not managed with reference to a financial index.

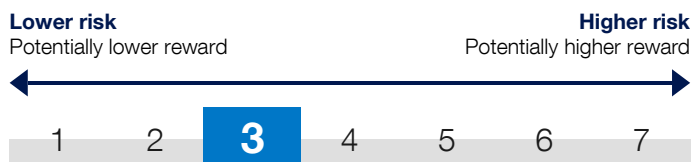
Dealing Frequency

You may redeem your investment upon demand. This fund deals daily.

Distribution Policy

This unit class pays income received from the fund's investments to you monthly.

Risk and Reward Profile



The risk and reward indicator

The risk category was calculated using historical performance data and may not be a reliable indicator of the fund's future risk profile.

The fund's risk category is not guaranteed to remain fixed and may change over time.

A fund in the lowest category does not mean a risk-free investment.

The fund is in this category because it seeks to provide rewards whilst limiting price volatility.

Risk factors

The following risks may affect fund performance.

ABS and MBS risk: Mortgage or asset-backed securities may not receive in full the amounts owed to them by underlying borrowers.

Capital risk / negative yields: When interest rates are very low or negative, the fund's yield may be zero or negative, and you may not get back all of your investment.

Counterparty risk: The counterparty to a derivative or other contractual agreement or synthetic financial product could become unable to honour its commitments to the fund, potentially creating a partial or total loss for the fund.

Counterparty risk / money market & deposit: A failure of a deposit institution or an issuer of a money market instrument could create losses.

Credit risk: A decline in the financial health of an issuer could cause the value of its bonds to fall or become worthless.

Currency risk: The fund can be exposed to different currencies. Changes in foreign exchange rates could create losses.

Derivatives risk: A derivative may not perform as expected, and may create losses greater than the cost of the derivative.

Emerging markets & frontier risk: Emerging markets, and especially frontier markets, generally carry greater political, legal, counterparty and operational risk.

High yield bond risk: High yield bonds (normally lower rated or unrated) generally carry greater market, credit and liquidity risk.

Interest rate risk: A rise in interest rates generally causes bond prices to fall.

Leverage risk: The fund uses derivatives for leverage, which makes it more sensitive to certain market or interest rate movements and may cause above-average volatility and risk of loss.

Liquidity risk: In difficult market conditions, the fund may not be able to sell a security for full value or at all. This could affect performance and could cause the fund to defer or suspend redemptions of its shares.

Operational risk: Failures at service providers could lead to disruptions of fund operations or losses.

Charges

One-off charges taken before or after you invest	
Entry charge	None
Exit charge	None
Charges taken from the fund over a year	
Ongoing Charge	0.72%
Charges taken from the fund under certain specific conditions	
Performance fee	None

This is the maximum that might be taken out of your money before it is invested.

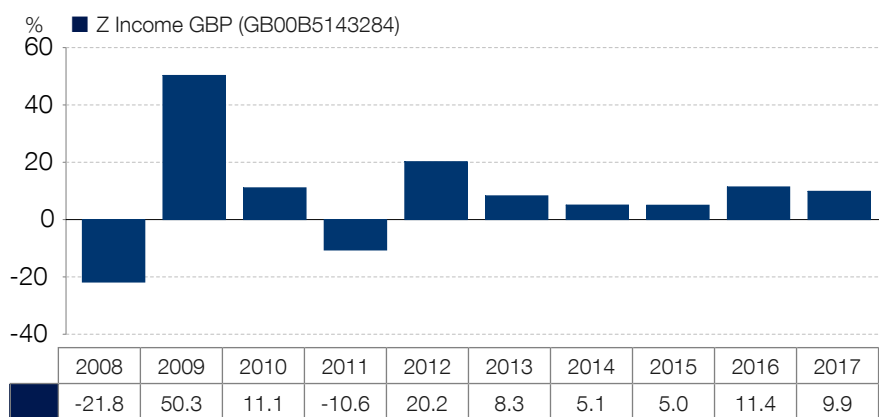
The charges you pay are used to pay the costs of running the fund, including the costs of marketing and distributing it. These charges reduce the potential growth of your investment.

The entry and exit charges shown are maximum figures and in some cases you might pay less. You can find out the actual entry and exit charges from your financial advisor.

The ongoing charges figure is based on the last year's expenses for the year ending December 2017 and may vary from year to year.

Please see the prospectus for more details about the charges.

Past Performance



1 Performance shown during this period predates the launch of this unit class and has been simulated using the history of a similar unit class within the fund.

Past performance is not a guide to future performance and may not be repeated. The value of investments may go down as well as up and you may not get back the amount you originally invested.

The chart shows performance in British pound after the ongoing charges and the portfolio transaction costs have been paid.

The fund was launched on 14 February 2000.

Practical Information

Trustee: J. P. Morgan Europe Ltd.

Further Information: You can get further information about this fund, including the prospectus, latest annual report, any subsequent half-yearly reports and the latest price of units from www.schroders.com/ukinvestor and from Schroders, PO Box 1102, Chelmsford, Essex, CM99 2XX, England, telephone 0800 718 777. They are in English, free of charge.

Tax Legislation: The fund is subject to UK tax legislation which may have an impact on your personal tax position.

Liability: Schroder Unit Trusts Ltd may be held liable solely on the basis of any statement contained in this document that is

misleading, inaccurate or inconsistent with the relevant parts of the fund's prospectus.

Switches: Subject to conditions, you may apply to switch your investment into another unit class within this fund or in another Schroder fund. Please see the prospectus for more details.

Remuneration Policy: A summary of Schroders' remuneration policy and related disclosures is at www.schroders.com/remuneration-disclosures. A paper copy is available free of charge upon request.

Glossary: You can find an explanation of some of the terms used in this document at www.schroders.com/ukinvestor/glossary.

This document provides you with key investor information about this fund. It is not marketing material. The information is required by law to help you understand the nature and the risks of investing in this fund. You are advised to read it so you can make an informed decision about whether to invest.

Schroder Income Maximiser

an Authorised Unit Trust of Schroder Unit Trusts Limited

Class L Income GBP (GB00BDD2F083)

This fund is managed by Schroder Unit Trusts Limited, which is a member of the Schroders Group.

Objectives and Investment Policy

Objectives

The fund aims to provide income and capital growth.

The fund aims to deliver a target income of 7% per year but this is not guaranteed and could change depending on market conditions.

Investment Policy

At least 80% of the fund will be invested in shares of UK companies. The fund has no bias to any particular industry or size of company.

The fund invests in 'value' stocks – those whose share prices appear low relative to their long-term profit potential, and which are typically paying an attractive and growing dividend.

The fund generates its income from two sources; dividends received from shares in companies; and cash received from selling some potential future growth of the fund's holdings using derivatives.

The fund may also invest in other financial instruments and hold cash on deposit. Derivatives will be used to achieve the investment objective and to reduce risk or manage the fund more efficiently.

The strategy will typically underperform a similar portfolio without derivatives in periods when the underlying stock prices are rising, and outperform when the underlying stock prices are falling.

Benchmark

This unit class is managed with reference to the FTSE All Share Total Return financial index. The manager invests on a discretionary basis and is not limited to investing in accordance with the composition of this benchmark

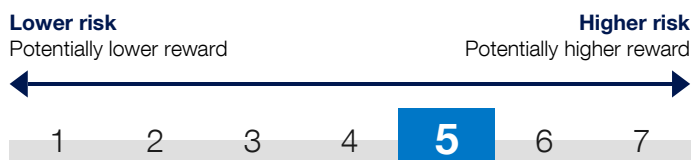
Dealing Frequency

You may redeem your investment upon demand. This fund deals daily.

Distribution Policy

This unit class pays income received from the fund's investments to you quarterly.

Risk and Reward Profile



The risk and reward indicator

The risk category was calculated using historical performance data and may not be a reliable indicator of the fund's future risk profile.

The fund's risk category is not guaranteed to remain fixed and may change over time.

A fund in the lowest category does not mean a risk-free investment.

The fund is in this category because it can take higher risks in search of higher rewards and its price may rise and fall accordingly.

Risk factors

The following risks may affect fund performance.

Concentration risk: The fund may be concentrated in a limited number of geographical regions, industry sectors, markets and/or individual positions. This may result in large changes in the value of

the fund, both up or down, which may adversely impact the performance of the fund.

Counterparty risk: The counterparty to a derivative or other contractual agreement or synthetic financial product could become unable to honour its commitments to the fund, potentially creating a partial or total loss for the fund.

Currency risk: The fund can be exposed to different currencies. Changes in foreign exchange rates could create losses.

Derivatives risk: Derivatives are used to generate income (which is paid to investors) and to reduce the volatility of returns but they may also reduce fund performance or erode capital value.

Derivatives risk: A derivative may not perform as expected, and may create losses greater than the cost of the derivative.

Equity risk: Equity prices fluctuate daily, based on many factors including general, economic, industry or company news.

Liquidity risk: In difficult market conditions, the fund may not be able to sell a security for full value or at all. This could affect performance and could cause the fund to defer or suspend redemptions of its shares.

Operational risk: Failures at service providers could lead to disruptions of fund operations or losses.

Charges

One-off charges taken before or after you invest	
Entry charge	None
Exit charge	None

This is the maximum that might be taken out of your money before it is invested.

Charges taken from the fund over a year	
Ongoing Charge	0.84%

Charges taken from the fund under certain specific conditions	
Performance fee	None

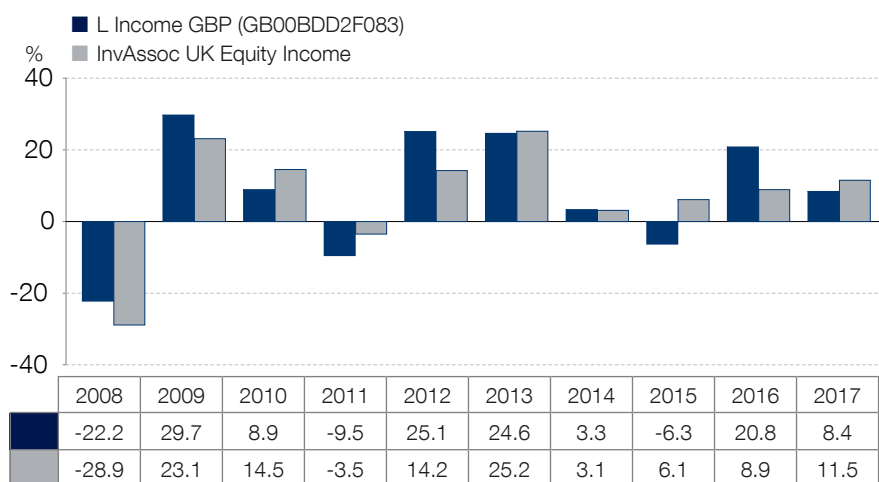
The charges you pay are used to pay the costs of running the fund, including the costs of marketing and distributing it. These charges reduce the potential growth of your investment.

The entry and exit charges shown are maximum figures and in some cases you might pay less. You can find out the actual entry and exit charges from your financial advisor.

The ongoing charges figure is based on the last year's expenses for the year ending April 2018 and may vary from year to year.

Please see the prospectus for more details about the charges.

Past Performance



1 Performance shown during this period predates the launch of this unit class and has been simulated using the history of a similar unit class within the fund.

Past performance is not a guide to future performance and may not be repeated. The value of investments may go down as well as up and you may not get back the amount you originally invested.

The chart shows performance in British pound after the ongoing charges and the portfolio transaction costs have been paid.

The fund was launched on 4 November 2005.

Practical Information

Trustee: J. P. Morgan Europe Ltd.

Further Information: You can get further information about this fund, including the prospectus, latest annual report, any subsequent half-yearly reports and the latest price of units from www.schroders.com/ukinvestor and from Schroders, PO Box 1102, Chelmsford, Essex, CM99 2XX, England, telephone 0800 718 777. They are in English, free of charge.

Tax Legislation: The fund is subject to UK tax legislation which may have an impact on your personal tax position.

Liability: Schroder Unit Trusts Ltd may be held liable solely on the basis of any statement contained in this document that is

misleading, inaccurate or inconsistent with the relevant parts of the fund's prospectus.

Switches: Subject to conditions, you may apply to switch your investment into another unit class within this fund or in another Schroder fund. Please see the prospectus for more details.

Remuneration Policy: A summary of Schroders' remuneration policy and related disclosures is at www.schroders.com/remuneration-disclosures. A paper copy is available free of charge upon request.

Glossary: You can find an explanation of some of the terms used in this document at www.schroders.com/ukinvestor/glossary.

This document provides you with key investor information about this fund. It is not marketing material. The information is required by law to help you understand the nature and the risks of investing in this fund. You are advised to read it so you can make an informed decision about whether to invest.

Global Emerging Markets Equity Income Fund, a Sterling denominated sub fund of the Standard Life Investment Company, Platform 1 Income Shares (ISIN:GB00B8N1FM23). This fund is managed by Aberdeen Standard Fund Managers Limited.


Objectives and Investment Policy

The fund aims to provide income and some capital growth over the longer term and is designed for investors who are looking for exposure to global emerging markets.

The fund invests predominantly in the shares of companies listed on the stock markets in Asia, Eastern Europe, the Middle East, Africa and Latin America and may also hold a proportion in emerging market government, corporate and other bonds to supplement the income of the fund. The fund is actively managed by our investment team, who will select stocks to try to take advantage of opportunities they have identified.

The fund may use derivatives to reduce risk or cost, or to generate additional capital or income at proportionate risk (Efficient Portfolio Management).

Risk and Reward Profile



This indicator reflects the volatility of the fund's share price over the last five years which in turn reflects the volatility of the underlying assets in which the fund invests. Historical data may not be a reliable indication for the future.

The current rating is not guaranteed and may change if the volatility of the assets in which the fund invests changes.

The lowest rating does not mean risk free.

The fund is rated as {5} because of the extent to which the following risk factors apply:

- (a) The fund invests in securities which are subject to the risk that the issuer may default on interest or capital payments.
- (b) The fund price can go up or down daily for a variety of reasons including changes in interest rates, inflation expectations or the perceived credit quality of individual countries or securities.
- (c) The fund invests in equities and equity related securities. These are sensitive to variations in the stock markets which can be volatile and change substantially in short periods of time.
- (d) The fund invests in emerging market equities and / or bonds. Investing in emerging markets involves a greater risk of loss than investing in more developed markets due to, among other factors, greater political, tax, economic, foreign exchange, liquidity and regulatory risks.

Derivatives will only be used for hedging or to provide exposures that could be achieved through investment in the assets in which the fund is primarily invested. Usage of derivatives is monitored to ensure that the fund is not exposed to excessive or unintended risks.

Any income, for example dividend income, received by the fund will be distributed.

Investors in the fund may buy and sell shares on any dealing day (as defined in the Prospectus).

Recommendation: the fund may not be appropriate for investors who plan to withdraw their money within five years. Investors should satisfy themselves that their attitude to risk aligns with the risk profile of this fund before investing.

(e) The shares of smaller companies may be less liquid and more volatile than those of larger companies.

(f) The use of derivatives carries the risk of reduced liquidity, substantial loss and increased volatility in adverse market conditions, such as a failure amongst market participants. The use of derivatives may result in the fund being leveraged (where market exposure and thus the potential for loss by the fund exceeds the amount it has invested) and in these market conditions the effect of leverage will be to magnify losses. The fund does not make extensive use of derivatives.

The fund employs a single swinging pricing methodology to protect against the dilution impact of transaction costs. A change in the pricing basis will result in movement in the fund's published price.

All investment involves risk. This fund offers no guarantee against loss or that the fund's objective will be attained.

Past performance is not a guide to future returns and future returns are not guaranteed. The price of assets and the income from them may go down as well as up and cannot be guaranteed; an investor may receive back less than their original investment.

Inflation reduces the buying power of your investment and income.

The value of assets held in the fund may rise and fall as a result of exchange rate fluctuations.

The fund could lose money if an entity (counterparty) with which it does business becomes unwilling or unable to honour its obligations to the fund.

In extreme market conditions some securities may become hard to value or sell at a desired price. This could affect the fund's ability to meet redemptions in a timely manner.

The fund could lose money as the result of a failure or delay in operational processes and systems including but not limited to third party providers failing or going into administration.

Charges

The charges you pay are used to pay the costs of running the fund including marketing and distributing it. These charges reduce the potential growth of your investment.

One off charges taken before or after you invest

Entry charge:	0.00%
Exit charge:	0.00%

This is the maximum that might be taken out of your money before it is invested/before the proceeds of your investment are paid out.

Charges taken from the fund over a year

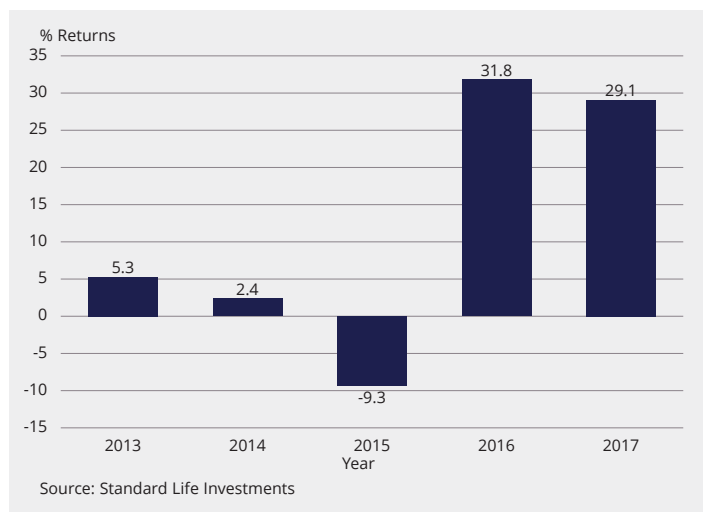
Ongoing charges:	0.97%
------------------	-------

Charges taken from the fund under certain specific conditions

Performance Fees:	None
-------------------	------

Past Performance

Global Emerging Markets Equity Income Fund, Platform 1 Income Shares, 31 December 2017



Practical Information

Name of Depository: Citibank Europe plc, UK Branch, Citigroup Centre, Canada Square, Canary Wharf, London E14 5LB.

Further information about the Standard Life Investment Company (Prospectus, report & accounts) can be found at www.standardlifeinvestments.com, where documents may be obtained free of charge.

Other practical information (e.g. where to find latest share prices) can be found in documents held at www.standardlifeinvestments.com.

Details of the up to date remuneration policy which includes a description of how remuneration and benefits are calculated, the identities of the persons responsible for awarding remuneration and benefits and the composition of the remuneration committee, are available at www.standardlifeinvestments.com and a paper copy will be available free of charge upon request from Aberdeen Standard Fund Managers Limited.

Prospective investors should consult their own professional advisers on the potential tax consequences of acquiring, holding or selling shares.

Aberdeen Standard Fund Managers Limited may be held liable solely on the basis of any statement contained in this document that is misleading, inaccurate or inconsistent with the relevant parts of the Prospectus for the Standard Life Investment Company.

The entry and exit charges shown are maximum figures. In some cases you might pay less - you can find this out from your financial adviser.

The ongoing charges figure reflects the amount based on expenses for the year ending 28/2/2018. This figure may vary from year to year. It excludes: performance fees (where applicable); portfolio transaction costs, except in the case of an entry/exit charge paid by the fund when buying or selling in another collective investment undertaking.

A switching charge may be applied in accordance with the Prospectus. For more information about charges please see Prospectus.

For more information about charges, please see the Prospectus which is available at www.standardlifeinvestments.com.

Performance has been calculated over the stated period based on the share price of this share class. It does not take into account any entry, exit or switching charges but does take into account the ongoing charge, as shown in the Charges section.

Past performance is not a guide to future performance

The fund was launched in 2012. The share class was launched in 2012.

The performance of the share class is calculated in Sterling.

The fund does not have an index-tracking objective.

Other share classes are available in the fund and further information about these can be found in the Standard Life Investment Company Prospectus.

Standard Life Investment Company is an umbrella structure comprising a number of different sub funds, one of which is this fund.

This document is specific to the fund and share class stated at the beginning of this document. However, the Prospectus, annual and half-yearly reports are prepared for the entire umbrella.

The assets of a sub fund within the umbrella belong exclusively to that sub fund and shall not be used or made available to discharge (directly or indirectly) the liabilities of, or claims against, any other person or body including Standard Life Investment Company and any other sub fund. Any liability incurred on behalf of or attributable to any sub fund shall be discharged solely out of the assets of that sub fund.

Investors may switch their shares in the fund for shares in another sub fund within the Standard Life Investment Company. For further information please refer to the prospectus (section on 'Switching') which can be found at www.standardlifeinvestments.com.

The Standard Life Investment Company and Aberdeen Standard Fund Managers Limited are authorised in the United Kingdom and regulated by the Financial Conduct Authority. This Key Investor Information is accurate at 10/12/2018

Aberdeen Standard Investments is a brand of the investment businesses of Aberdeen Asset Management and Standard Life Investments. Standard Life Investments Limited is registered in Scotland (SC123321) at 1 George Street Edinburgh EH2 2LL and is authorised and regulated in the UK by the Financial Conduct Authority.

This document provides you with key investor information about this fund. It is not marketing material. The information is required by law to help you understand the nature and the risks of investing in this fund. You are advised to read it so you can make an informed decision about whether to invest.

THREADNEEDLE UK PROPERTY AUTHORISED TRUST (THE "FUND")

Class 2 Accumulation Units (GBP) GB00BQ3G0Y06, regulated by the FCA.

This Fund is managed by Threadneedle Investment Services Limited (the "Management Company") (part of the Columbia and Threadneedle group of companies).

Objectives and Investment Policy

The aim of the Fund is to provide income and to grow the amount you invested.

The Fund will invest 100%, or close to 100%, in the Threadneedle UK Property Authorised Investment Fund (the "Company"), which is a Property Authorised Investment Fund ("PAIF") for tax purposes.

Since the Fund will invest all, or a very high proportion, of its assets into the Company, the Fund's investment returns are expected to be very similar to those of the Company.

The objective of the Company is to grow the amount invested, and its investment policy is to invest typically at least two-thirds of its assets, either directly or indirectly in commercial real estate in the United Kingdom. The Company may also invest in shares, bonds, gilts, and other funds. The Company may invest in other assets including cash, for purposes of efficient portfolio management.

Income from investments in the Fund will be added to the value of your units.

You can buy and sell units in the Fund on any day that is a business day in London. You can find more detail on the objective and investment policy in the "Investment Objective, Policy and other Details of the Fund" section of the Prospectus,

Recommendation: this Fund may not be appropriate for investors who plan to withdraw within 5 years.

Risk and Reward Profile

- The value of investments can fall as well as rise and investors might not get back the sum originally invested.
- As this fund invests into other funds you should consider the underlying investments and overall risks.
- It may be difficult or impossible to realise an investment in the Fund because the underlying property held within the Company may not be readily saleable.
- The value of a property is a matter of a valuer's opinion and the true value may not be recognised until the property is sold by the Fund.
- As the Fund is dual priced, there is a price to buy units and a different price to sell them. Because of the cost of transacting in property, the difference between the two prices is likely to be wider than for other funds. The price at which you deal may change depending on whether the Fund is experiencing inflows or outflows of cash, and any change will mean an increase or decrease in the price at which you deal.
- If values in the property market go down or rental income decreases, the Fund's value may be negatively affected.
- Due to the illiquid nature of property and the time it can take to buy or sell assets, under normal circumstances up to 20% of the assets of the Company into which the Fund invests may be held as cash deposits. In exceptional circumstances, the level of cash held by the Fund may be significantly higher. Holding high levels of cash will have an impact on the performance of the Fund and its distributable income until the excess cash is invested in property assets.
- The Fund may exhibit significant price volatility.
- The risks currently identified as applying to the Fund are set out in the "Risk Factors" section of the prospectus.

Charges

The charges you pay are used to pay the costs of running the Fund, including the costs of marketing and distributing it. These charges reduce the potential growth of your investment.

The ongoing charges figure does not take into account property expenses of 0.76%. These expenses include maintenance and repair fees, property insurance, and letting costs.

One-off charges taken before or after you invest

Entry Charge:	0.00%
Exit Charge:	0.00%

These are the maximum charges that we might take out of your money before it is invested. In some cases, you might pay less and you should speak to your financial adviser about this.

Charges taken from the fund over a year

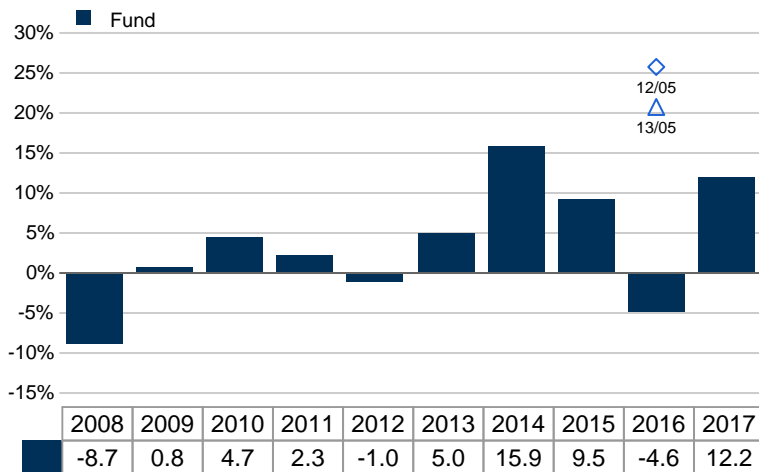
Ongoing Charges:	0.80%
------------------	-------

Charges taken from the fund under specific conditions

Performance Fee:	NONE
------------------	------

The ongoing charges figure is based on expenses for the year ending 15/05/17. This figure may vary from year to year. It excludes the costs of buying or selling assets for the Fund (unless these assets are shares of another fund).

Past Performance



Source: Morningstar

Past performance is not a guide to future performance.

Fund launch date: 13/05/2016

Share/unit class launch date: 13/05/2016

Performance is calculated in GBP.

The past performance information for the period prior to 13 May 2016 is from the Threadneedle UK Property Trust (Class 1 Net Income Units (GBP) GB00B1QGTF68) (a unit trust launched on 12 October 2007), which converted into this PAIF structure on 13 May 2016.

All charges and fees, except any entry, exit and switching charge, have been included within the performance.

– Past performance before share class launch date includes data for another share / unit class or fund with similar characteristics.

– Before this date the Fund had different characteristics.

Please refer to www.columbiathreadneedle.com for further details.

Practical Information

n Depository: Citibank Europe plc, UK branch.

n You can obtain further information regarding the Fund, the Company, its Prospectus, latest annual reports and any subsequent half-yearly reports free of charge from the Management Company. The documents are available in English. You can obtain other practical information, including current unit prices, at columbiathreadneedle.com.

n Details of the remuneration policy, including a description of how remuneration and benefits are calculated and the persons responsible for awarding them (including the composition of the remuneration committee), are available at columbiathreadneedle.com. A paper copy is available free of charge upon request.

n The tax legislation of the United Kingdom may have an impact on your personal tax position.

n You may exchange your shares for shares of other funds of the Company, if available. Details can be found in the section of the prospectus with the heading "Switching/Converting". This share class is representing other classes of the Fund, details of which can be found in the prospectus or at columbiathreadneedle.com.

This Fund is authorised in the United Kingdom, and regulated by the Financial Conduct Authority. Threadneedle Investment Services Limited is authorised in the United Kingdom, and regulated by the Financial Conduct Authority.

Key Investor Information



This document provides you with key investor information about this fund. It is not marketing material. The information is required by law to help you understand the nature and the risks of investing in this fund. You are advised to read it so you can make an informed decision about whether to invest.

Vanguard FTSE U.K. Equity Income Index Fund (the "Fund")

A sub-fund of Vanguard® Investments Funds ICVC

A GBP Income Shares

ISIN: GB00B5B74684

Authorised Corporate Director: Vanguard Investments UK, Limited ("VIUK")

Objectives and investment policy

- The Fund seeks to track the performance of the FTSE U.K. Equity Income Index (the "Index").
- The Fund attempts to:
 1. Track the performance of the Index by investing in all constituent securities of the Index in the same proportion as the Index. Where not practicable to fully replicate, the Fund will use a sampling process.
 2. Remain fully invested except in extraordinary market, political or similar conditions.
- The Fund may invest in financial derivative instruments that could increase or reduce exposure to underlying assets and result in greater fluctuations of the Fund's net asset value. Some derivatives give rise to increased potential for loss where the Fund's counterparty defaults in meeting its payment obligations.
- The currency of the share class is GBP.
- The Fund may engage in short term secured lending of its investments to certain eligible third parties. This is used as a means of generating additional income and to off-set the costs of the Fund.
- The Fund may not be appropriate for short-term investment.
- Income from the Fund will be paid out.
- Portfolio transaction costs will have an impact on performance.
- Shares in the Fund can be bought or sold on a daily basis (save on certain bank holidays or public holidays and subject to certain restrictions described in Appendix 1 of the prospectus) by submitting an application in writing or by telephone. A full list of the days on which shares in the Fund cannot be sold is available on <https://global.vanguard.com/portal/site/loadPDF?country=global&docId=11627>

For further information about the objectives and investment policy of the Fund, and Vanguard's limited relationship with the Index provider, please see Appendix 1 and the "Disclaimers" section of the Vanguard Investments Funds ICVC prospectus (the "prospectus") on our website at <https://global.vanguard.com>

Risk and reward profile



1	2	3	4	5	6	7
---	---	---	---	---	---	---

- This indicator is based on historical data and may not be a reliable indication of the future risk profile of the Fund.
- The risk category shown is not guaranteed and may change over time.
- The lowest category does not mean "risk free".
- The Fund is rated 5 due to the nature of its investments which include the risks listed below. These factors may impact the value of the Fund's investments or expose the Fund to losses.
 - The value of equities and equity-related securities can be affected by daily stock market movements. Other influential factors include political, economic news, company earnings and significant corporate events.
 - Investment risk is concentrated in specific sectors, countries, currencies or companies. This means the Fund is more sensitive to any localised economic, market, political or regulatory events.

The risk and reward indicator does not take account of the following risks of investing in the Fund:

- Counterparty risk. The insolvency of any institutions providing services such as safekeeping of assets or acting as counterparty to derivatives or other instruments, may expose the Fund to financial loss.
- Liquidity risk. Lower liquidity means there are insufficient buyers or sellers to allow the Fund to sell or buy investments readily.
- Index tracking risk. The Fund is not expected to track the performance of the Index at all times with perfect accuracy. The Fund is, however, expected to provide investment results that, before expenses, generally correspond to the price and yield performance of the Index.
- Index sampling risk. As the Fund uses an index sampling technique whereby a representative sample of securities are selected to represent the Index, there is the risk that the securities selected for the Fund may not, in the aggregate, approximate the full Index.

For further information on risks please see the "Risk Factors" section of the prospectus on our website at <https://global.vanguard.com>

Charges

The charges you pay are used to pay the costs of running the Fund, including the costs of marketing and distributing it. These charges reduce the potential growth of your investment. Any charges to the investor will be taken from capital, not income. This may increase the level of income paid but will result in capital erosion and will constrain growth.

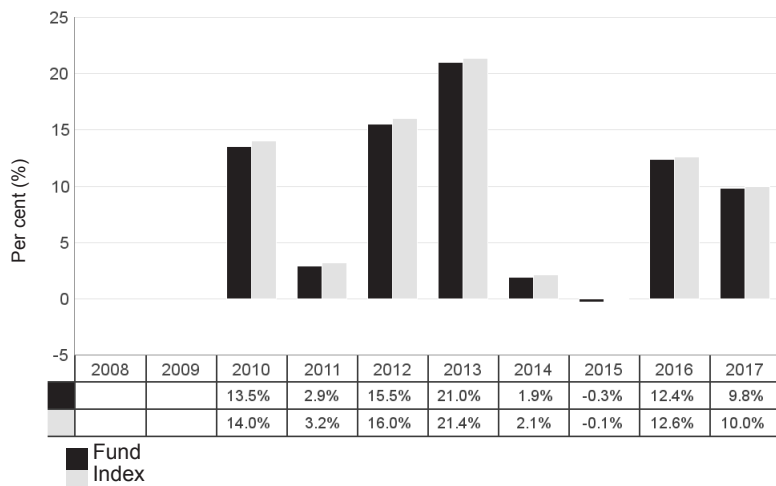
One-off charges taken before or after you invest	
Entry charge	None
Exit charge	None
This is the maximum that might be taken out of your money before it is invested / before the proceeds of your investment are paid out.	
Charges taken from the Fund over a year	
Ongoing charges	0.22%
Charges taken from the Fund under certain specific conditions	
Performance fee	None

The entry and exit charges shown are maximum figures and in some cases you might pay less. Investors can find out the actual entry and exit charges from their financial adviser.

The ongoing charges figure is based on expenses for the year ended 31 December 2017. This figure may vary from year to year. It excludes portfolio transaction costs.

For further information about charges please see the sections entitled "Buying Shares", "Redeeming Shares", "Charges and Expenses", "Dilution Adjustment" and Appendix 1 of the prospectus on our website at <https://global.vanguard.com>

Past performance



• Past performance:

1. Is not a reliable indication of future performance.
 2. Includes ongoing charges and the reinvestment of income. It excludes entry and exit fees.
 3. Has been calculated in GBP.
- Shares in the Fund were first issued in 2009. This share class was launched in 2009.

Practical information

- **Depositary:** The Vanguard Investments Funds ICVC ("VIF") depositary is State Street Trustees Limited.
- **Documents, prices of shares and further information:** You can obtain copies of the prospectus and the latest annual and semi-annual report and accounts for VIF, along with the latest published prices of shares and other information on the Fund, free of charge from Vanguard Investments UK, Limited, P.O. Box 10315, Chelmsford CM99 2AT (tel. 0800 408 2065) or from our website at <https://global.vanguard.com>. These documents are available in English only.
- **Sub-funds:** VIF is an umbrella fund with segregated liability between sub-funds. This means that the assets of the Fund are maintained separately under law from the assets of the other sub-funds of VIF, and each sub-fund is insulated from any liabilities or claims associated with the other sub-funds.
- **Shares:** The Fund is part of VIF and has both accumulation and income shares. You may switch some or all of your shares of one type, to shares of another type within the same Fund, or between other funds of VIF. An entry charge may apply. Details of switching are provided in the prospectus.
- **Tax:** UK tax legislation may have an impact on your personal tax position. You are recommended to consult your professional tax adviser.
- **Liability:** VIUK may be held liable solely on the basis of any statement contained in this document that is misleading, inaccurate or inconsistent with the relevant parts of the prospectus for this Fund.
- **Remuneration policy:** Details of the Vanguard European Remuneration Policy are available at <https://global.vanguard.com/portal/site/portal/ucits-investment-information> including: (a) a description of how remuneration and benefits are calculated; and (b) the identities of persons responsible for awarding remuneration and benefits, including the composition of Vanguard's European Remuneration Committee. A paper copy of these details may be obtained, free of charge, on request from the Head of Human Resources, Europe; Vanguard Asset Services, Limited; 4th Floor; The Walbrook Building; 25 Walbrook; London EC4N 8AF.